

**PATIENT PACKAGE INSERT IN ACCORDANCE WITH THE
PHARMACISTS' REGULATIONS (PREPARATIONS) - 1986**

This medicine is dispensed with a doctor's prescription only



**Solution for injection in a pre-filled pen
For subcutaneous injection**

Active ingredient: Follitropin Alfa

Provided in three volumes:

GONAL-f 300 IU/0.48 mL

GONAL-f 450 IU/0.72 mL

GONAL-f 900 IU/1.44 mL

(*IU – international units)

Inactive ingredients and allergens in this medicine – see section 6.

Read this leaflet carefully in its entirety before using the medicine. This leaflet contains concise information about the medicine. If you have further questions, refer to the doctor or pharmacist. Keep this leaflet at hand; you may need to read it again.

This medicine has been prescribed for you. Do not pass it on to others. It may harm them, even if it seems that their medical condition is similar.

If you get any side effects, talk to your doctor or pharmacist. This includes any possible side effects not listed in this leaflet. See section 4.

1. WHAT IS THE MEDICINE INTENDED FOR

GONAL-f is a medicine that contains follitropin alfa. This is a type of Follicle Stimulating Hormone (FSH) which belongs to the family of hormones called “gonadotropins” that are involved in reproduction and fertility.

GONAL-f is used in the following cases:

In women:

- To help in release of an egg from the ovary (ovulation) in women who cannot ovulate and who have not responded to treatment with a medicine called “clomiphene citrate”.
- In combination with another medicine called “lutropin alfa” (luteinizing hormone or LH) - to help release an egg from the ovary (ovulation) in women who do not ovulate because their bodies produce very little gonadotropins (FSH and LH).
- To help in the development of several follicles (which contain eggs) in women undergoing fertility treatments (a procedure that helps you to become pregnant), such as in vitro fertilization, gamete intrafallopian transfer or zygote intrafallopian transfer.

In men:

- In combination with an additional medicine called human chorionic gonadotropin (hCG) – to promote sperm production in men who are infertile due to a low level of certain hormones.

Therapeutic group: Gonadotropins.

2. BEFORE USING THE MEDICINE

You and your partner in the fertility process must be evaluated before starting the treatment by a doctor specializing in treating fertility disorders.

Do not use the medicine if:

- you have a sensitivity (allergy) to follicle stimulating hormone or any of the other ingredients of this medicine listed in section 6.
- you have a tumour in your hypothalamus or pituitary gland (both are parts of the brain).

You are a woman with one of the following conditions:

- you are pregnant or breastfeeding.
- enlarged ovaries or sacs of fluids within the ovaries (ovarian cysts) of unknown origin.
- unexplained vaginal bleeding.
- breast cancer, uterine cancer or ovarian cancer.
- a condition that usually makes normal pregnancy impossible, such as ovarian failure (early menopause), or reproductive organ defects.

You are a man with:

- damaged testicles that cannot be healed.

Do not use GONAL-f if any of the above applies to you. If you are not sure, talk to your doctor before commencing use.

Special warnings regarding use of this medicine

Talk to your doctor, pharmacist or nurse before using GONAL-f.

Porphyria

Tell your doctor before you start treatment, if you know that you or any member of your family have porphyria (a metabolic disease manifested by an inability to break down porphyrins that can be hereditary).

Tell your doctor straight away if:

- you notice that your skin becomes fragile and easily blistered, especially skin that is frequently in the sun, and/or
- you have stomach, arm or leg pain.

In case of the above events, the doctor may recommend that you stop treatment.

Ovarian hyperstimulation syndrome (OHSS)

In women, this medicine increases the risk of developing OHSS. This condition is characterized by overdevelopment of the follicles and formation of large cysts. If you get lower abdominal pain, gain weight rapidly, feel sick or are vomiting or if you have difficulty in breathing, talk to your doctor straight away; the doctor might ask you to stop using the medicine (see section 4). In case you are not ovulating, and if the recommended treatment regimen is adhered to, the occurrence of OHSS is less likely. GONAL-f treatment seldom causes severe OHSS, unless it is administered with a medicine for final follicular maturation (containing human chorionic gonadotropin, hCG). In the event of development of OHSS, your doctor may not give you any medicine for final follicular maturation (hCG) in this treatment cycle and will tell you not to have sex or will recommend using a barrier contraceptive method (e.g., condom), to prevent pregnancy, for at least four days.

Multiple pregnancy

When using GONAL-f, the risk of multiple pregnancy, mostly twins, increases, compared to a natural pregnancy. Multiple pregnancy may lead to medical complications for you and your babies. You can reduce the risk of multiple pregnancy by using the appropriate dose of GONAL-f and the recommended treatment regimen. When undergoing assisted reproductive technology, the risk of having a multiple pregnancy depends on your age, the quality and the number of fertilized eggs or the number of embryos placed inside the uterus.

Miscarriage

When undergoing assisted reproductive technology or stimulation of your ovaries to produce eggs, the chance of a miscarriage increases in comparison to a woman with a natural pregnancy.

Blood clotting problems (thromboembolic events)

If you have suffered in the past or recently from blood clots in the leg or in the lung, or had a heart attack or stroke, or if these happened to one of your family members, then you might have a higher risk of these problems occurring or becoming worse with GONAL-f treatment.

Men with too much FSH in their blood

If you are a man, having too much FSH in your blood can be a sign of damaged testicles. GONAL-f is usually not effective in these cases.

If your doctor decides to try GONAL-f treatment, in order to monitor the treatment, they may ask you to have your semen tested 4 to 6 months after starting treatment.

Children and adolescents

GONAL-f is not indicated for use in children and adolescents under 18 years of age.

Drug interactions

If you are taking or have recently taken other medicines, including non-prescription medicines and nutritional supplements, tell the doctor or pharmacist. In particular if you are taking:

- other medicines used to help ovulation (such as clomiphene citrate or hCG). Taking these medicines with GONAL-f may increase the response of your follicles.
- Gonadotropin-releasing hormone (GnRH) agonist or antagonist. These medicines reduce your sex hormone levels and cause cessation of ovulation, which may increase the required dosage of GONAL-f to produce follicles.

Pregnancy and breastfeeding

Do not use GONAL-f if you are pregnant or breastfeeding.

Driving and operating machinery

This medicine is not expected to affect your ability to drive or operate machinery.

Important information regarding some of the ingredients of the medicine

- GONAL-f contains less than 1 mmol (23 mg) sodium per dose – considered “sodium-free”.

3. HOW SHOULD YOU USE THE MEDICINE

Always use the medicine according to the doctor's instructions. Check with the doctor or pharmacist if you are not sure about your dosage and treatment regimen.

Using the medicine

- The medicine is intended for subcutaneous injection. The pre-filled pen can be used for several injections.
- The first injection of GONAL-f should be given under medical supervision.
- Your doctor or nurse will show you how to use GONAL-f to inject the medicine.
- If you inject GONAL-f to yourself, please carefully read and follow the “Instructions for Use”.

Dosage

The dosage and treatment regimen will be determined by the doctor only. Below is the recommended dosage per indication.

The dosages are stated in International Units (IU).

Women

Women who are not ovulating and have irregular or no periods:

- GONAL-f is usually given every day.
- If you have irregular periods, start using GONAL-f treatment within the first 7 days of your menstrual cycle. If you do not have periods, start using the medicine on any convenient day.
- The starting dose of GONAL-f is usually 75-150 IU daily.
- Your dose of GONAL-f may be increased every 7 or every 14 days by 37.5 to 75 IU, until you get the desired response.
- The maximum daily dose of GONAL-f will usually not be higher than 225 IU.
- When you get the desired response, you will be given an additional single injection of 250 micrograms of recombinant hCG (r-hCG is a chorionic hormone made in a laboratory using genetic engineering technology), or a dose of 5,000-10,000 IU of hCG, administered 24-48 hours after your last GONAL-f injection. It is recommended to have sex on the day of the hCG injection and the day after.

If your doctor cannot see a desired response after 4 weeks, that treatment cycle with GONAL-f should be stopped. For the following treatment cycle, your doctor will give you a higher starting dose of GONAL-f than before.

If your body responds too strongly to the treatment (ovarian hyperstimulation syndrome, OHSS, see section 2), your treatment will be stopped and you will not be given the hCG dose. For the following treatment cycle, your doctor will prescribe you a lower dose of GONAL-f than before.

Women who are not ovulating and have no periods, who have been diagnosed with very low levels of FSH and LH:

- The usual starting dose of GONAL-f is 75-150 IU together with 75 IU of lutropin alfa.
- Inject both medicines each day for up to five weeks.
- Your dose of GONAL-f may be increased every 7 or every 14 days by 37.5 to 75 IU, until you get the desired response.
- When you get the desired response, you will be given an additional single injection of 250 micrograms of recombinant hCG (r-hCG is a chorionic hormone made in a laboratory using genetic engineering technology), or a dose of 5,000-10,000 IU of hCG administered within 24-48 hours after your last injection of GONAL-f and lutropin alfa. It is recommended to have sex on the day of the hCG injection and the day after. Alternatively, intrauterine insemination may be performed by placing the sperm into the womb cavity.

If your doctor cannot see a desired response after 5 weeks, that treatment cycle with GONAL-f should be stopped. For the following treatment cycle, your doctor will give you a higher starting dose of GONAL-f than before.

If your body responds too strongly to the treatment (ovarian hyperstimulation syndrome, OHSS, see section 2), your treatment will be stopped and you will not be given the hCG dose. For your following treatment cycle, your doctor will prescribe you a lower dose of GONAL-f than before.

Women who need maturation stimulation of several eggs for collection prior to any assisted reproductive technology:

- The starting dose of GONAL-f is usually 150-225 IU daily, from day 2 or 3 of your treatment cycle.
- The GONAL-f dose may be increased, depending on your response. The maximum daily dose is 450 IU.
- Treatment is continued until your eggs have developed to a desired point. This usually occurs within 10 days, but can take any time between 5-20 days. Your doctor will monitor by performing blood tests and/or an ultrasound to check when this occurs.
- When your eggs are ready, you will be given an additional single injection of 250 micrograms of recombinant hCG (r-hCG is a chorionic hormone made in a laboratory using genetic engineering technology), or a dose of 5,000-10,000 IU of hCG, administered 24-48 hours after the last GONAL-f injection. This gets your eggs ready for collection.

In other cases, your doctor may first stop you from ovulating by using a gonadotropin-releasing hormone (GnRH) agonist or antagonist. GONAL-f treatment will be started approximately two weeks after starting treatment with the agonist preparation. Continue with the combined treatment of the two preparations until reaching the desired maturation of the follicles. For example, after two weeks of GnRH agonist treatment, a dosage of 150-225 IU GONAL-f is administered for 7 days. The dose is adjusted according to your ovarian response.

Men

- The usual dose of GONAL-f is 150 IU, administered together with hCG.
- This combination treatment will be administered three times a week for at least 4 months.
- In the event of no response to treatment after 4 months, your doctor may suggest that you continue using the combined treatment for at least 18 months.

Do not exceed the recommended dose.

If you accidentally took a higher dosage

The effect of taking too much GONAL-f is unknown, although ovarian hyperstimulation syndrome (OHSS) can be expected to occur, as described in section 4. However, OHSS will only occur if hCG is also administered (see section 2, OHSS).

If you forget to take the medicine

If you forget to take this medicine at the scheduled time, do not take a double dose to make up for a forgotten dose. Consult your doctor as soon as you notice that you forgot a dose.

Adhere to the treatment regimen recommended by the doctor.

Do not take medicines in the dark! Check the label and dose each time you take medicine. Wear glasses if you need them.

If you have any further questions on the use of this medicine, ask the doctor or pharmacist.

4. SIDE EFFECTS

As with any medicine, use of GONAL-f may cause side effects in some users. Do not be alarmed when reading the list of side effects. You may not suffer from any of them.

Serious side effects in women:

- Lower abdominal pain together with nausea or vomiting may be symptoms of ovarian hyperstimulation syndrome (OHSS). This may indicate that the ovaries overreacted to the treatment and that large ovarian cysts developed (see also section 2 under “ovarian hyperstimulation syndrome (OHSS)”). This side effect is common (may affect up to 1 in 10 patients).
- OHSS may become severe with clearly enlarged ovaries, decreased urine production, weight gain, difficulty in breathing and/or possible fluid accumulation in your stomach or chest. This side effect is uncommon (may affect up to 1 in 100 patients).
- Complications of OHSS such as twisting of ovaries or formation of blood clots. These effects are rare (may affect up to 1 in 1,000 patients).
- Serious blood clotting complications (thromboembolic events), sometimes independent of OHSS. These complications may cause chest pain, breathlessness, stroke or heart attack (see also section 2 under “Blood clotting problems”). These effects are very rare (may affect up to 1 in 10,000 patients).

Serious side effects in men and women:

- Allergic reactions such as rash, red skin, hives and swelling of the face with difficulty breathing can sometimes be serious. This side effect is very rare (may affect up to 1 in 10,000 patients).

If you notice any of the above-mentioned side effects, you should immediately contact a doctor; he might stop your GONAL-f treatment.

Other side effects in women:

Very common (may affect more than 1 in 10 patients)

- Sacs of fluid within the ovaries (ovarian cysts)
- Headaches
- Local reactions at the injection site, such as pain, redness, bruising, swelling and/or irritation

Common (may affect up to 1 in 10 patients)

- Abdominal pain
- Feeling sick, vomiting, diarrhoea, abdominal cramps and bloating

Very rare (may affect up to 1 in 10,000 patients)

- Allergic reactions such as rash, red skin, hives, swelling of the face with difficulty breathing. These effects can be serious
- Your asthma may get worse

Other side effects in men:

Very common (may affect more than 1 in 10 patients)

- Local reactions at the injection site, such as pain, redness, bruising, swelling and/or irritation

Common (may affect 1 in 10 patients)

- Swelling of the veins above and behind the testicles (varicocele – varicose veins in the testicles)
- Breast development, acne or weight gain

Very rare (may affect 1 in 10,000 patients)

- Allergic reactions such as rash, red skin, hives, swelling of the face with difficulty in breathing. These effects can be serious
- Your asthma may get worse

If you experience any side effect, if any side effect gets worse, or if you experience a side effect not mentioned in this leaflet, consult your doctor.

Reporting side effects

Side effects can be reported to the Ministry of Health by clicking on the link "Report Side Effects of Drug Treatment" found on the Ministry of Health homepage (www.health.gov.il) that directs you to the online form for reporting side effects, or by entering the link: <https://sideeffects.health.gov.il>

5. HOW SHOULD THE MEDICINE BE STORED

- Avoid poisoning! This medicine, and any other medicine, should be kept in a safe place out of the reach and sight of children and/or infants in order to avoid poisoning. Do not induce vomiting unless explicitly instructed to do so by the doctor.
- Do not use the medicine after the expiry date (exp. date) that appears on the cartridge label and package. The expiry date refers to the last day of that month.
- Store refrigerated at a temperature of between 2°C-8°C. Do not freeze.
- Within its shelf-life, this product may be stored unopened at a temperature of up to 25°C for a period of up to 3 months. After this date, discard it, even if it has not been used.
- Keep in the original package to protect from light.
- Do not use the medicine if you notice that the solution is not clear or contains particles or if the product has been damaged.
- It is recommended to record the date of first use on the GONAL-f pre-filled pen. A sticker is provided for this purpose in the "Instructions for Use" leaflet.
- After opening, store the medicine at a temperature of 2-25°C for up to 28 days. Then destroy it.
- At the end of treatment, any unused solution must be discarded.
- Do not throw away medicines via wastewater or household waste. Ask the pharmacist how to dispose of medicines you no longer need. These measures will help protect the environment.

6. FURTHER INFORMATION

What the medicine contains

- The active substance is follitropin alfa
- Each pre-filled pen of GONAL-f 300 IU contains 300 IU (22 micrograms) of follitropin alfa in 0.48 ml solution
- Each pre-filled pen of GONAL-f 450 IU contains 450 IU (33 micrograms) of follitropin alfa in 0.72 ml solution
- Each pre-filled pen of GONAL-f 900 IU contains 900 IU (66 micrograms) of follitropin alfa in 1.44 ml solution
- In addition to the active ingredient, the medicine also contains –

sucrose, m-cresol, disodium phosphate dihydrate, sodium dihydrogen phosphate monohydrate, poloxamer 188, L-methionine, concentrated phosphoric acid, sodium hydroxide and water for injection

What the medicine looks like and the contents of the pack

- GONAL-f is presented as a clear, colourless solution in a pre-filled pen for injection.
- The pack contains 1 pre-filled pen and disposable needles.

Registration holder's name and address: Merck Serono Ltd., 18 Ha'kishon St., Yavne 81220

Manufacturer's name and address: Merck Europe B.V., Amsterdam, the Netherlands

This leaflet was revised in July 2024.

Registration number of the medicine in the National Drug Registry of the Ministry of Health: 131 55 31061 00

Instructions for use
GONAL-f[®]
pre-filled pen

300 IU/0.48 mL

تعليمات الاستعمال
چونال - إف[®]
قلم جاهز للحقن

450 IU/0.72 mL
Follitropin Alfa

הוראות שימוש
גונאל-אף[®]
עט מוכן להזרקה

900 IU/1.44 mL



MERCK

Table of contents

Important information about the GONAL-f pre-filled pen	28
How to use the GONAL-f pre-filled pen treatment diary	30
Get familiar with the GONAL-f pre-filled pen	32
Step 1 Prepare the supplies	33
Step 2 Get ready for injection	34
Step 3 Attach the needle	35
Step 4 Set your dose	40
Step 5 Inject your dose	42
Step 6 Remove the needle after each injection	44
Step 7 After the injection	45
Step 8 Store the GONAL-f pre-filled pen	46
GONAL-f pre-filled pen treatment diary	48

Important information about the GONAL-f pre-filled pen

- Read the Instructions for use and the Patient leaflet before using GONAL-f.
- Always follow these instructions for use and training provided by your healthcare provider, as they may differ from your past experience. This information will allow to prevent incorrect treatment or infection due to needle stick or broken glass injury.
- The GONAL-f pen is intended for subcutaneous injection only.
- Only use the GONAL-f pen if your healthcare provider has trained you on how to use it correctly.
- Your healthcare provider will tell you how many GONAL-f pens you need to complete your treatment.
- Inject the medicine at the same time each day.

- The numbers displayed in the **Dose feedback window** represent the number of International Units (IUs), and show the dose of follitropin alfa. Your healthcare provider will tell you how many IUs of follitropin alfa to inject each day.
- The numbers displayed in the **Dose feedback window** help you to:
 - a. Set your prescribed dose (Figure 1)
 - b. Verify a complete injection (Figure 2)
 - c. Read the dose remaining for injection with an additional pen (Figure 3)
- Remove the needle from the pen immediately after each injection.

Do not reuse needles.

Do not share the pen and/or needles with another person.

Do not use the GONAL-f pen if it has been dropped, cracked or damaged, as this may cause injury.



Figure 1




Figure 2




Figure 3

How to use your GONAL-f pre-filled pen treatment diary


A treatment diary is included on the last page of the Instructions for use.

Use the treatment diary to record the amount injected. Injecting an incorrect amount of medicine may affect your treatment.

- Record the treatment day number (column 1), date (column 2), time of injection (column 3), and volume of the pen (column 4).
- Record your prescribed dose (column 5).
- Check that you set the right dose before injecting (column 6).
- After injection, read the number shown in the **Dose feedback window**.
- Verify that you have received a complete injection (column 7) or record the number shown in the **Dose feedback window** if other than "0" (column 8).
- If needed, inject yourself using an additional pen, setting your remaining dose written in the "Amount to be set for a second injection" section (column 8).
- Record this remaining dose in the **"Amount set to inject"** section (column 6) in the next row.

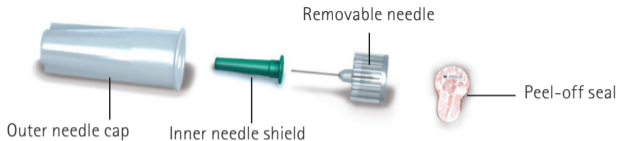
Using the treatment diary to record your daily injections allows you to verify every day that you received your full prescribed dose.

An example of a treatment diary using a **450 IU/0.72 mL** pen:

1 Treatment day number	2 Date	3 Time of injection	4 Pen volume (IU) 300 IU/0.48 mL 450 IU/0.72 mL 900 IU/1.44 mL	5 Prescribed dose	6 Dose feedback window		
					Amount set to inject		Amount to be set for a second injection
#1	10/06	07:00	450 IU	175	175	<input checked="" type="checkbox"/> if "0", injection complete	<input type="checkbox"/> if not "0", inject this amount using a new pen
#2	11/06	07:00	450 IU	175	175	<input checked="" type="checkbox"/> if "0", injection complete	<input type="checkbox"/> if not "0", inject this amount using a new pen
#3	12/06	07:00	450 IU	175	175	<input type="checkbox"/> if "0", injection complete	<input checked="" type="checkbox"/> if not "0", inject this amount 75.. using a new pen
#3	12/06	07:00	450 IU	N/A	75	<input checked="" type="checkbox"/> if "0", injection complete	<input type="checkbox"/> if not "0", inject this amount using a new pen

Get familiar with the GONAL-f pre-filled pen

The needle*:



The pen:



* For illustration only

** The numbers in the **Dose feedback window** and reservoir holder represent the number of International Units of medicine.

Step ① Prepare the supplies

1.1. Let the pen stay at room temperature for at least 30 minutes before use to allow the medicine to reach room temperature.

Do not use a microwave or other heating element to warm up the pen.

1.2. Prepare a clean and flat surface, such as a table or countertop, in a well-lit area.

1.3. You will also need (not included in the pack):

- Alcohol swabs and a sharps container (Figure 4)

1.4. Wash your hands with soap and water and dry them well (Figure 5).

1.5. Use your hand to remove the GONAL-f pen from the pack.

Do not use any tools, using tools might damage the pen.

1.6. Check the name on the pen: "GONAL-f".

1.7. Check the expiration date on the pen label (Figure 6).

Do not use the GONAL-f pen if the expiration date has passed or if "GONAL-f" is not written on it.



Figure 4



Figure 5



Figure 6

Step 2 Get ready for injection

- 2.1. Pull-off the pen cap (Figure 7).
- 2.2. Check that the medicine is clear, colourless and does not contain particles.

Do not use the pen if the medicine is discoloured or cloudy, as this may cause infection.

- 2.3. Check that the Dose feedback window is set to "0" (Figure 8).

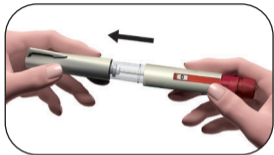


Figure 7




Figure 8

Choose your injection site:

- 2.4. Your healthcare provider should show you the injection sites to use around the abdominal area (Figure 9). To minimize skin irritation, select a different injection site each day.
- 2.5. Clean the skin at the injection site by wiping with an alcohol swab.

Do not touch or cover the cleaned skin.

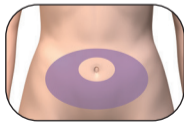


Figure 9

Step 3 Attach the needle

Important: Always make sure to use a new needle for each injection. Re-using needles may cause infection.

- 3.1. Get a new needle. Only use the "single-use" needles supplied.
- 3.2. Check that the outer needle cap is not damaged.
- 3.3. Hold the outer needle cap firmly.
- 3.4. Check that the peel-off seal on the outer needle cap is not damaged or loose, and that the expiration date has not passed (Figure 10).
- 3.5. Remove the seal (Figure 11).

Do not use the needle if it is damaged, expired or if the outer needle cap or the seal is damaged or loose. Using an expired needle or needles with damaged seal or outer cap may lead to infection. Throw it away in a sharps container and get a new needle.

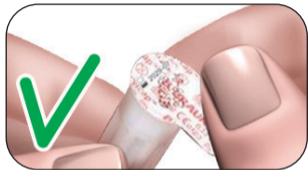


Figure 10



Figure 11

3.6. Screw the outer needle cap onto the threaded tip of the GONAL-f pen until you feel a light resistance (Figure 12).

Do not attach the needle too tightly; the needle could be difficult to remove after the injection.

3.7. Remove the outer needle cap by pulling it gently (Figure 13).

3.8. Put it aside for later use (Figure 14).

Do not discard the outer needle cap, as it will prevent needle stick injury and infection when detaching the needle from the pen.

3.9. Hold the GONAL-f pen with the needle pointing upward (Figure 15).

3.10. Carefully remove and discard the green inner needle shield (Figure 16).

Do not recap the needle with the green inner needle shield, as this may lead to needle stick injury and infection.

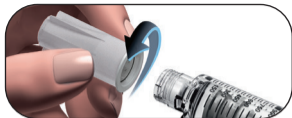


Figure 12



Figure 13



Figure 14

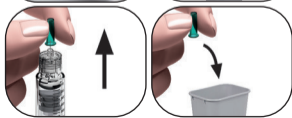


Figure 15

Figure 16

3.11. Look closely at the tip of the needle for tiny droplets of liquid.

If	Then
Using a new pen	<p>Check for a droplet of liquid at the tip of the needle (Figure 17).</p> <ul style="list-style-type: none">• If you see a tiny droplet of liquid, proceed to Step 4 Set your dose.• If you do not see a tiny droplet at or near the needle tip, you must perform the steps on the next page to remove air from the system.
Reusing a pen	<p>It is NOT required to check for a droplet of liquid. Proceed directly to Step 4 Set your dose.</p>

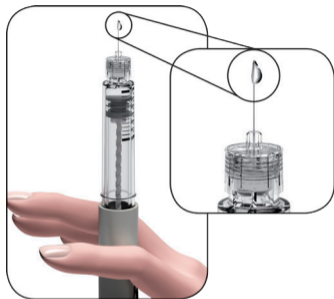


Figure 17

If you do not see a tiny droplet(s) of liquid at or near the needle tip the first time you use a new pen:

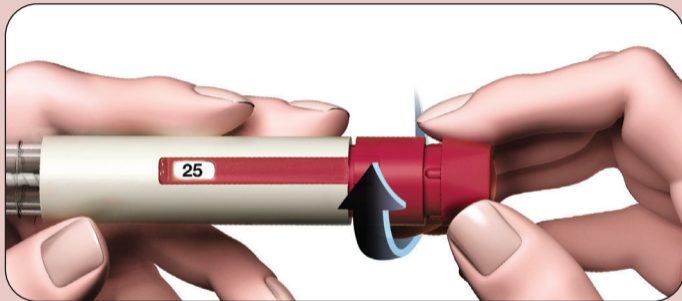


Figure 18

1. Gently turn the dose setting knob forward until the **Dose feedback window shows "25"** (Figure 18).
 - You can turn the dose setting knob backward if you turn it past "25".



Figure 19

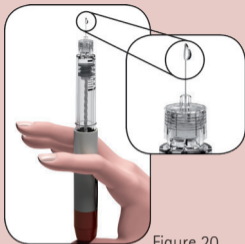


Figure 20

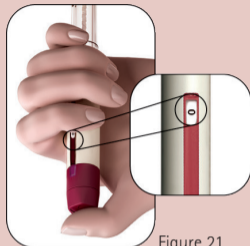


Figure 21

2. Hold the pen with the needle pointing upward.
3. Tap the reservoir holder gently (Figure 19).
4. Press the dose setting knob **as far as it will go**. A tiny droplet of liquid will appear at the tip of the needle (Figure 20).
5. Check that the **Dose feedback window** shows "0" (Figure 21).
6. Proceed to **Step 4 Set your dose**.

If a tiny droplet of liquid does not appear, contact your healthcare provider.

Step ④ Set your dose

Note:

The pen comes in three different multi-dose presentations:

- GONAL-f pen containing 300 IU of follitropin alfa.
The maximal dose you can set is 300 IU.
- GONAL-f pen containing 450 IU of follitropin alfa.
The maximal dose you can set is 450 IU.
- GONAL-f pen containing 900 IU of follitropin alfa.
The maximal dose you can set is 450 IU.
- The smallest dose you can set is 12.5 IU, the dose setting knob can be turned in increments of 12.5 IU.

- 4.1. Turn the dose setting knob until your intended dose is displayed in the Dose feedback window.
- Example: If your intended dose is "150" IU, verify that the Dose feedback window shows "150" (Figure 22). Injecting an incorrect amount of medicine could affect your treatment.

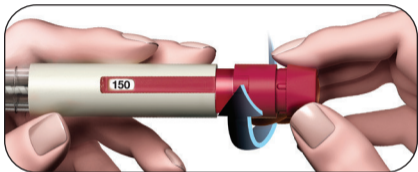


Figure 22

- Turn the dose setting knob **forward** (Figure 22).

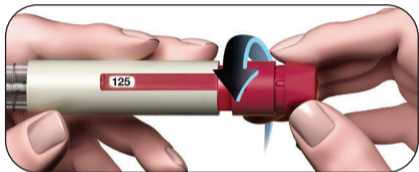


Figure 23

- You can turn the dose setting knob **backwards** if you turn it past your intended dose (Figure 23).

- 4.2. Check that the **Dose feedback window** displays your **complete prescribed dose** before you move on to the next step.

Step 5 Inject your dose

Important: Inject the dose as you were trained to do by your healthcare provider.

- 5.1. Slowly insert the needle into the skin entirely (Figure 24).
- 5.2. Place your thumb in the middle of the dose setting knob. **Slowly press the dose setting knob down as far as it will go** and hold it to complete the full injection (Figure 25).

Note: The larger the dose, the longer it will take to inject.

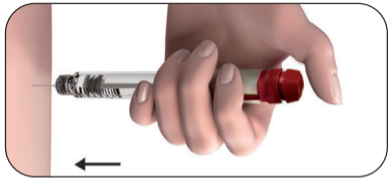


Figure 24

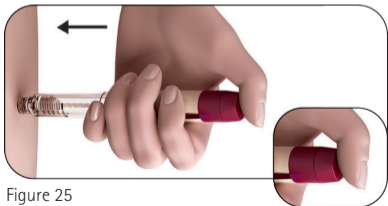


Figure 25

5.3. Hold the dose setting knob pressed down for at least 5 seconds (5s) before you remove the needle from the skin (Figure 26).

- The dose number shown in the **Dose feedback window** will turn back to "0".
- After a minimum of 5 seconds, pull the needle out of the skin **while keeping the dose setting knob pressed down** (Figure 27).
- When the needle is out of the skin, release the dose setting knob.

Do not release the dose setting knob until you remove the needle from the skin.

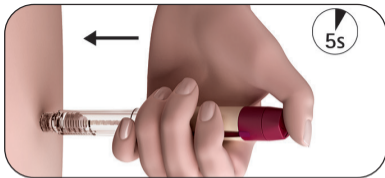


Figure 26

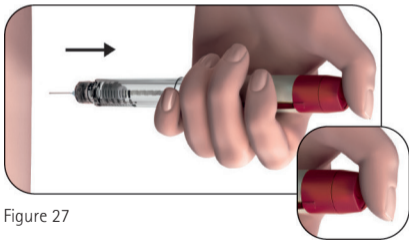


Figure 27

Step 6 Remove the needle after each injection

- 6.1. Place the outer needle cap on a flat surface.
- 6.2. Hold the GONAL-f pen firmly with one hand and slip the needle into the outer needle cap (Figure 28).
- 6.3. Continue by pushing the capped needle against a firm surface until you hear a "click" (Figure 29).
- 6.4. Grip the outer needle cap and unscrew the needle by turning it in the opposite direction (Figure 30).
- 6.5. Dispose of the used needle safely in a sharps container (Figure 31). Handle the needle with care to avoid getting injured by the needle.

Do not reuse or share any used needle.




Figure 28

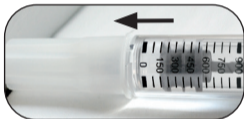


Figure 29




Figure 30



Figure 31

Step 7 After the injection

7.1. Check that you have received a complete injection:

- Check that the Dose feedback window shows "0" (Figure 32).

If the Dose feedback window shows "0", you have completed your dose.

If the Dose feedback window shows a number **higher than "0"**, the GONAL-f pen is empty. You have not received your full prescribed dose and you must perform step 7.2 below.



Figure 32

7.2. Complete a partial injection (only when needed):

- The **Dose feedback window** will indicate the missing amount you need to inject using a new pen. In the example shown, the missing amount is "50" IU (Figure 33).
- To complete the dose with a second pen, repeat Steps 1-8.



Figure 33

Step 8 Store the GONAL-f pre-filled pen

- 8.1. Put the pen cap back onto the pen to avoid infection (Figure 34).
- 8.2. Store the pen in its original packaging in a safe place and as indicated in the Patient leaflet.
- 8.3. When the pen is empty, ask your healthcare provider how to dispose of it.

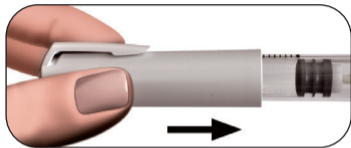


Figure 34

Do not store the pen with the needle still attached, as this may cause infection.

Do not reuse the GONAL-f pen if it has been dropped, cracked or damaged, as this may cause injury.

Contact your healthcare provider if you have questions.

	/	:				<input type="checkbox"/> if "0", injection complete	<input type="checkbox"/> if not "0", inject this amount using a new pen
	/	:				<input type="checkbox"/> if "0", injection complete	<input type="checkbox"/> if not "0", inject this amount using a new pen
	/	:				<input type="checkbox"/> if "0", injection complete	<input type="checkbox"/> if not "0", inject this amount using a new pen
	/	:				<input type="checkbox"/> if "0", injection complete	<input type="checkbox"/> if not "0", inject this amount using a new pen
	/	:				<input type="checkbox"/> if "0", injection complete	<input type="checkbox"/> if not "0", inject this amount using a new pen
	/	:				<input type="checkbox"/> if "0", injection complete	<input type="checkbox"/> if not "0", inject this amount using a new pen
	/	:				<input type="checkbox"/> if "0", injection complete	<input type="checkbox"/> if not "0", inject this amount using a new pen

The Instructions for injection were revised in July 2024.



GONAL-f

pre-filled pen

300 IU/0.48 mL

أوف - جوف

قلم جاهز للحقن

450 IU/0.72 mL

גונאל-f

עט מוכן להזרקה

900 IU/1.44 mL

Solution for injection in pre-filled pen
תמיסה להזרקה בבע מוכן להזרקה
מחולל לחץ. צלם צלם. צלם צלם.