

Patient Leaflet in Accordance with the Pharmacists' Regulations (Preparations) - 1986

This medicine is dispensed with a physician's prescription only

Mounjaro
2.5 mg KwikPen
Solution for injection in pre-filled pen

Mounjaro
5 mg KwikPen
Solution for injection in pre-filled pen

Mounjaro
7.5 mg KwikPen
Solution for injection in pre-filled pen

Mounjaro
10 mg KwikPen
Solution for injection in pre-filled pen

Mounjaro
12.5 mg KwikPen
Solution for injection in pre-filled pen

Mounjaro
15 mg KwikPen
Solution for injection in pre-filled pen

The active ingredient and its concentration:

Mounjaro 2.5 mg KwikPen: Each dose contains 2.5 mg of tirzepatide in 0.6 ml solution. Each multi-dose pre-filled pen contains 10 mg of tirzepatide in 2.4 ml (4.17 mg/ml). Each pen delivers 4 doses of 2.5 mg.

Mounjaro 5 mg KwikPen: Each dose contains 5 mg of tirzepatide in 0.6 ml solution. Each multi-dose pre-filled pen contains 20 mg of tirzepatide in 2.4 ml (8.33 mg/ml). Each pen delivers 4 doses of 5 mg.

Mounjaro 7.5 mg KwikPen: Each dose contains 7.5 mg of tirzepatide in 0.6 ml solution. Each multi-dose pre-filled pen contains 30 mg of tirzepatide in 2.4 ml (12.5 mg/ml). Each pen delivers 4 doses of 7.5 mg.

Mounjaro 10 mg KwikPen: Each dose contains 10 mg of tirzepatide in 0.6 ml solution. Each multi-dose pre-filled pen contains 40 mg of tirzepatide in 2.4 ml (16.7 mg/ml). Each pen delivers 4 doses of 10 mg.

Mounjaro 12.5 mg KwikPen: Each dose contains 12.5 mg of tirzepatide in 0.6 ml solution. Each multi-dose pre-filled pen contains 50 mg of tirzepatide in 2.4 ml (20.8 mg/ml). Each pen delivers 4 doses of 12.5 mg.

Mounjaro 15 mg KwikPen: Each dose contains 15 mg of tirzepatide in 0.6 ml solution. Each multi-dose pre-filled pen contains 60 mg of tirzepatide in 2.4 ml (25 mg/ml). Each pen delivers 4 doses of 15 mg.

Inactive ingredients and allergens: see chapter 2 section "Important information about some of the ingredients of this medicine" and chapter 6 "Additional Information".

Read the entire leaflet carefully before using this medicine. This leaflet contains concise information regarding this medicine. If you have any further questions, contact your doctor or pharmacist.

This medicine has been prescribed for you. Do not pass it on to others. It may harm them, even if it seems to you that their medical condition is similar.

1. WHAT IS THIS MEDICINE INTENDED FOR?

Type 2 diabetes mellitus

Mounjaro is indicated for the treatment of adults with insufficiently controlled type 2 diabetes mellitus as an adjunct to diet and exercise

- as monotherapy when metformin is considered inappropriate due to intolerance or contraindications
- in addition to other medicinal products for the treatment of diabetes.

Weight management

Mounjaro is indicated as an adjunct to a reduced-calorie diet and increased physical activity for weight management, including weight loss and weight maintenance, in adults with an initial Body Mass Index (BMI) of

- $\geq 30 \text{ kg/m}^2$ (obesity) or

- $\geq 27 \text{ kg/m}^2$ to $< 30 \text{ kg/m}^2$ (overweight) in the presence of at least one weight-related comorbid condition (e.g., hypertension, dyslipidemia, obstructive sleep apnea, cardiovascular disease, prediabetes, or type 2 diabetes mellitus).

Therapeutic group: drugs used in diabetes, blood glucose lowering drugs, excl. insulins.

Mounjaro contains an active substance called tirzepatide and is used to treat adults with type 2 diabetes mellitus. Mounjaro reduces the level of sugar in the body only when the levels of sugar are high.

Mounjaro is also used to treat adults with obesity or overweight (with BMI of at least 27 kg/m^2). Mounjaro influences appetite regulation, which may help you eat less food and reduce your body weight.

BMI (Body Mass Index) is a measure of your weight in relation to your height.

It is important to continue to follow the advice on diet and exercise given to you by your doctor, nurse or pharmacist.

2. BEFORE USING THIS MEDICINE

Do not use this medicine if:

- you are hypersensitive (allergic) to the active ingredient (tirzepatide) or any of the other ingredients of this medicine (listed in section 6).

Special warnings regarding the use of this medicine:

Before treatment with Mounjaro, talk to your doctor, nurse or pharmacist if:

- you have severe problems with food digestion or food remaining in your stomach for longer than normal (including severe gastroparesis).
- you have ever had pancreatitis (inflammation of the pancreas which may cause severe pain in the stomach and back which does not go away).
- you have a problem with your eyes (diabetic retinopathy or macular oedema).
- you are using a sulphonylurea (another diabetes medicine) or insulin for your diabetes, as low blood sugar (hypoglycaemia) can occur. Your doctor may need to change your dose of these other medicines to reduce this risk.

When starting treatment with Mounjaro, in some cases you may experience loss of fluids/dehydration, e.g. due to vomiting, nausea and/or diarrhea, which may lead to a decrease in kidney function. It is important to avoid dehydration by drinking plenty of fluids. Contact your doctor if you have any questions or concerns.

If you know that you are due to have surgery where you will be under anesthesia (sleeping), please tell your doctor that you are taking Mounjaro.

Children and adolescents

This medicine should not be given to children and adolescents under 18 years of age because it has not been studied in this age group.

Drug Interactions

If you are taking or have recently taken any other medicines, including nonprescription medications and nutritional supplements, tell your doctor or pharmacist.

Pregnancy

If you are pregnant, think you may be pregnant or are planning to have a baby, ask your doctor for advice before using this medicine. This medicine should not be used during

pregnancy as the effects of this medicine on an unborn child are not known. Therefore, it is recommended to use contraception while using this medicine.

Breast-feeding

It is unknown whether tirzepatide passes into breast milk. A risk to newborns/infants cannot be ruled out. If you are breast-feeding or are planning to breast-feed, talk to your doctor before using this medicine. You and your doctor should decide if you should stop breast-feeding or delay using Mounjaro.

Driving and using machines

It is unlikely that this medicine will affect your ability to drive and use machines. However, if you use Mounjaro in combination with a sulphonylurea or insulin, low blood sugar (hypoglycemia) may occur which may reduce your ability to concentrate. Avoid driving or using machines if you get any signs of low blood sugar, e.g. headache, drowsiness, weakness, dizziness, feeling hungry, confusion, irritability, fast heartbeat and sweating (see section 4). See section 2, 'Warnings and precautions' for information on increased risk of low blood sugar. Talk to your doctor for further information.

Important information about some of the ingredients of this medicine

Mounjaro KwikPen contains sodium.

This medicine contains less than 1 mmol sodium (23 mg) per dose, that is to say essentially 'sodium-free'.

Mounjaro KwikPen contains benzyl alcohol

This medicine contains 5.4 mg benzyl alcohol in each 0.6 ml dose. Benzyl alcohol may cause allergic reactions.

Ask your doctor, nurse or pharmacist for advice if you are pregnant or breast-feeding or if you have a liver or kidney disease. This is because large amounts of benzyl alcohol can build-up in your body and may cause side effects (called "metabolic acidosis").

3. HOW TO USE THIS MEDICINE?

Always use this medicine according to your doctor's instructions. Check with your doctor or pharmacist if you are not sure about the dosage and manner of treatment with this medicine. The dosage and manner of treatment will be determined only by your doctor.

The usual dose is:

- The starting dose is 2.5 mg once a week for four weeks. After four weeks your doctor will increase your dose to 5 mg once a week.
- Your doctor may increase your dose by 2.5 mg increments to 7.5 mg, 10 mg, 12.5 mg or 15 mg once a week if you need it. In each case your doctor will tell you to stay on a particular dose for at least 4 weeks before going to a higher dose.

Do not change your dose unless your doctor has told you to.

Do not exceed the recommended dose.

Choosing when to use Mounjaro

You can use your pen at any time of the day, with or without meals. You should use it on the same day each week if you can. To help you remember when to use Mounjaro, you may wish to mark it on a calendar.

If necessary, you can change the day of your weekly Mounjaro injection, as long as it has been at least 3 days since your last injection. After selecting a new dosing day, continue with once-a-week dosing on that new day.

How to inject Mounjaro KwikPen

Mounjaro is injected under the skin (subcutaneous injection) of your stomach area (abdomen) at least 5 cm from the belly button or upper leg (thigh) or upper arm. You may need help from someone else if you want to inject in your upper arm.

If you want to do so, you can use the same area of your body each week. But be sure to choose a different injection site within that area. If you also inject insulin choose a different injection site for that injection.

Read the “Instructions for Use” for the pen carefully before using Mounjaro KwikPen.

Testing blood glucose levels

If you are using Mounjaro with a sulphonylurea or insulin, it is important that you test your blood glucose levels as instructed by your doctor, nurse or pharmacist (see section 2, ‘Special warnings regarding the use of this medicine’).

If you have accidentally taken a higher dose

If you use more Mounjaro than you should talk to your doctor immediately. Too much of this medicine may cause low blood sugar (hypoglycemia) and can make you feel sick or be sick.

If you have taken an overdose or if a child has accidentally swallowed the medicine, contact a doctor or a hospital Emergency Room immediately and bring the medicine package with you.

If you forgot to use this medicine

If you forget to inject a dose and,

- it has been **4 days or less** since you should have used Mounjaro, use it as soon as you remember. Then inject your next dose as usual on your scheduled day.
- If it has been **more than 4 days** since you should have used Mounjaro, skip the missed dose. Then inject your next dose as usual on your scheduled day.

Do not use a double dose to make up for a forgotten dose. The minimum time between two doses must be at least 3 days.

If you stop taking this medicine

Do not stop using **Mounjaro** without talking with your doctor. If you stop using **Mounjaro**, and you have type 2 diabetes, your blood sugar levels can increase.

Persist with the treatment as recommended by the doctor.

Even if there is an improvement in your health, do not discontinue treatment with this medicine without consulting the doctor.

Do not take medicines in the dark! Check the label and the dose each time you take a medicine. Wear glasses if you need them.

If you have any further questions regarding the use of this medicine, consult a doctor, pharmacist or nurse.

4. SIDE EFFECTS

Like all medicines, **Mounjaro** can cause side effects in some users. Do not be alarmed while reading the list of side effects. You may not experience any of them.

Serious side effects

Uncommon side effects (may affect up to 1 in 100 people)

- Inflamed pancreas (acute pancreatitis) which could cause severe pain in the stomach and back which does not go away. You should see a doctor immediately if you experience such symptoms.

Rare side effects (may affect up to 1 in 1,000 people)

- Severe allergic reactions (e.g. anaphylactic reaction, angioedema). You should get immediate medical help and inform your doctor if you experience symptoms such as

breathing problems, rapid swelling of the lips, tongue and/or throat with difficulty swallowing and a fast heartbeat.

Other side effects

Very common side effects (may affect more than 1 in 10 people)

- Feeling sick (nausea)
- Diarrhea
- Stomach (abdominal) pain reported in patients treated for weight management
- Being sick (vomiting) reported in patients treated for weight management
- Constipation reported in patients treated for weight management

These side effects are usually not severe. Nausea, diarrhea, and vomiting are most common when first starting tirzepatide but decrease over time in most patients.

- Low blood sugar (hypoglycemia) is very common when tirzepatide is used with medicines that contain a sulphonylurea and/or insulin. If you are using a sulphonylurea or insulin for type 2 diabetes, the dose may need to be lowered while you use tirzepatide (see chapter 2 under section 'Special warnings regarding the use of this medicine'). Symptoms of low blood sugar may include headache, drowsiness, weakness, dizziness, feeling hungry, confusion, irritability, fast heartbeat and sweating. Your doctor should tell you how to treat low blood sugar.

Common side effects (may affect up to 1 in 10 people)

- Low blood sugar (hypoglycemia) when tirzepatide is used for type 2 diabetes with both metformin and a sodium-glucose co-transporter 2 inhibitor (another diabetes medicine)
- Allergic reaction (hypersensitivity) (e.g., rash, itching, and eczema)
- Dizziness reported in patients treated for weight management
- Low blood pressure reported in patients treated for weight management
- Feeling less hungry (decreased appetite) reported in patients treated for type 2 diabetes
- Stomach (abdominal) pain reported in patients treated for type 2 diabetes
- Being sick (vomiting) reported in patients treated for type 2 diabetes – this usually decreases over time
- Indigestion (dyspepsia)
- Constipation reported in patients treated for type 2 diabetes
- Bloating of the stomach
- Burping (eructation)
- Gas (flatulence)
- Reflux or heartburn (also called gastroesophageal reflux disease – GERD) - a disease caused by stomach acid coming up into the tube from your stomach to your mouth
- Hair loss reported in patients treated for weight management
- Feeling tired (fatigue)
- Injection site reactions (e.g. itching or redness)
- Fast pulse
- Increased levels of pancreatic enzymes (such as lipase and amylase) in blood
- Increased calcitonin levels in blood in patients treated for weight management.

Uncommon side effects (may affect up to 1 in 100 people)

- Low blood sugar (hypoglycemia) when tirzepatide is used with metformin for type 2 diabetes.
- Gallstones
- Inflammation of the gallbladder
- Weight loss reported in patients treated for type 2 diabetes
- Injection site pain
- Increased calcitonin levels in blood in patients treated for type 2 diabetes.
- Changed sense of taste

If any of the side effects appears, if any of the side effects gets worse or if you experience a side effect not listed in this leaflet, talk to your doctor.

Reporting Side Effects

Side effects can be reported to the Ministry of Health by clicking on the link “Reporting Side Effects due to Drug Treatment” that can be found on the Home Page of the Ministry of Health’s website (www.health.gov.il), which refers to the online form for reporting side effects, or via the following link: <https://sideeffects.health.gov.il>

5. HOW TO STORE THIS MEDICINE?

Avoid poisoning! This medicine and any other medicine should be kept in a closed place out of the sight and reach of children and/or infants in order to avoid poisoning. Do not induce vomiting without an explicit instruction from the doctor.

Do not use the medicine after the expiry date (exp. date) which is stated on the pen label and on the carton. The expiry date refers to the last day of that month.

Storage conditions:

Store in a refrigerator (2°C – 8°C). Do not freeze. If the pen has been frozen, **DO NOT USE**. Protect from light.

After first use, can be used for up to 30 days and can be stored in the refrigerator or outside of the refrigerator in a temperature up to 30°C. Then the pen should be discarded.

If stored outside of the refrigerator in a temperature up to 30°C, discard after 30 days whether used or unused.

Do not use this medicine if you notice that the pen is damaged, or the medicine is cloudy, discolored or has particles in it.

Do not throw away any medicines via wastewater or household waste. Ask your pharmacist how to throw away medicines you no longer use. These measures will help protect the environment.

6. ADDITIONAL INFORMATION

In addition to the active ingredient, this medicine also contains:

benzyl alcohol (see section 2 under ‘Important information about some of the ingredients of this medicine’ for further information), glycerin, phenol, sodium chloride, dibasic sodium phosphate heptahydrate, hydrochloric acid solution 10%, sodium hydroxide solution 10% (see section 2 under ‘Important information about some of the ingredients of this medicine’ for further information) and water for injection.

What the medicine looks like and contents of the pack:

Mounjaro is a clear, colorless to slightly yellow, solution for injection in a pre-filled pen (KwikPen).

Each KwikPen contains 2.4 ml solution for injection (4 doses of 0.6 ml), and excess for priming. Needles are not included.

Pack sizes of 1 and 3 KwikPens.

Not all pack sizes may be marketed.

Registration holder’s name and address: Eli Lilly Israel Ltd., 4 HaSheizaf St., P.O.Box 4246, Ra’anana 4366411.

Manufacturer’s name and address: Eli Lilly & Company, Indianapolis, Indiana, USA.

Approved in September 2024.

Drug registration numbers at the national medicine’s registry of the Ministry of Health:

Mounjaro 2.5 mg KwikPen: 177-50-38069-99

Mounjaro 5 mg KwikPen: 177-51-38070-99

I MOUNKPN S 01

Mounjaro 7.5 mg KwikPen: 177-52-38071-99

Mounjaro 10 mg KwikPen: 177-53-38072-99

Mounjaro 12.5 mg KwikPen: 177-54-38073-99

Mounjaro 15 mg KwikPen: 177-55-38074-99

Instruction for use

Multi-dose pre-filled pen

Each pen contains 4 fixed doses, one dose taken weekly.

Mounjaro 2.5 mg KwikPen solution for injection in pre-filled pen

Mounjaro 5 mg KwikPen solution for injection in pre-filled pen

Mounjaro 7.5 mg KwikPen solution for injection in pre-filled pen

Mounjaro 10 mg KwikPen solution for injection in pre-filled pen

Mounjaro 12.5 mg KwikPen solution for injection in pre-filled pen

Mounjaro 15 mg KwikPen solution for injection in pre-filled pen

tirzepatide

This instructions for use contains information on how to inject Mounjaro KwikPen



Important information you need to know before injecting Mounjaro KwikPen.

Read this instructions for use and the package leaflet before you start injecting Mounjaro KwikPen and each time you get another new pen. There may be new information. This information does not take the place of talking to your doctor, pharmacist or nurse about your medical condition or treatment.

Mounjaro KwikPen is a disposable multi-dose pre-filled pen. **The pen contains 4 fixed doses, one dose taken weekly.** Inject a single weekly injection, under the skin (subcutaneously).

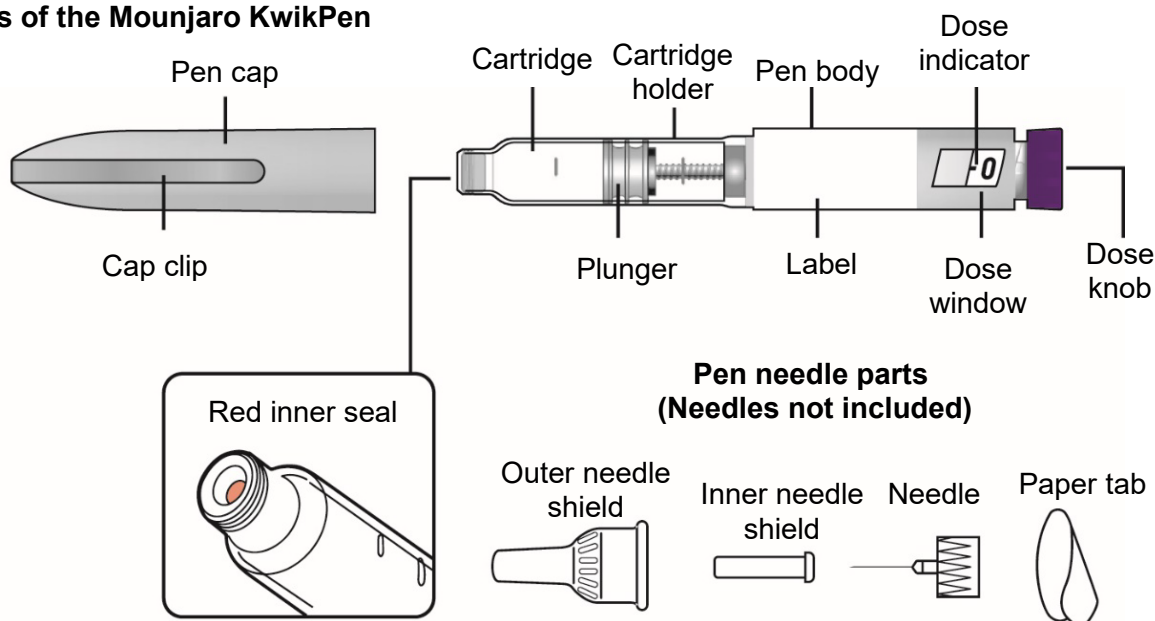
After 4 doses, throw away (discard) the pen, including the unused medicine. The pen will prevent you from dialling a full dose after you have given yourself 4 weekly doses. **Do not** inject the leftover medicine. Do not transfer the medicine from your pen into a syringe.

Do not share your Mounjaro KwikPen with other people, even if the pen needle has been changed. You may give other people a serious infection or get a serious infection from them.

People who are blind or have vision problems should not use the pen without help from a person trained to use the pen.

Guide to parts

Parts of the Mounjaro KwikPen

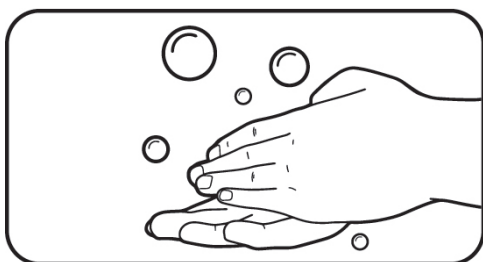


KwikPen compatible needle (If you do not know what pen needle to use, talk to your healthcare professional)

Supplies needed to give your injection

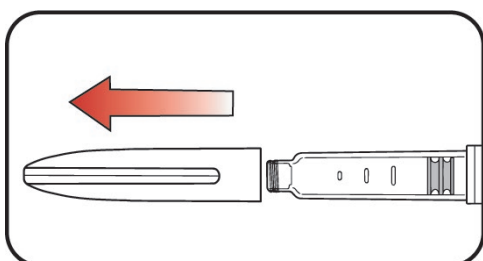
- Mounjaro KwikPen
- KwikPen compatible needle (If you do not know what pen needle to use, talk to your healthcare professional)
- Swab, gauze or cotton ball
- Sharps disposal container or household container

Preparing to inject Mounjaro KwikPen



Step 1:

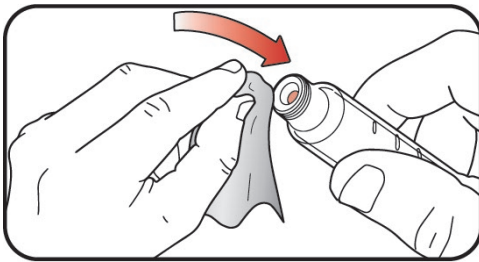
- Wash your hands with soap and water.



Step 2:

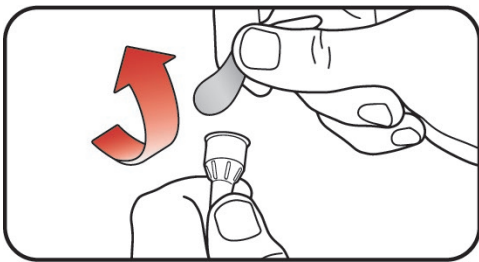
- Pull the pen cap straight off.
- Inspect the pen and label. **Do not** use if:
 - the medicine name or dose strength does not match your prescription.
 - the pen is expired (EXP) or looks damaged.
 - the medicine has been frozen, has particles, is cloudy, or is discolored.

Mounjaro should be colorless to slightly yellow.



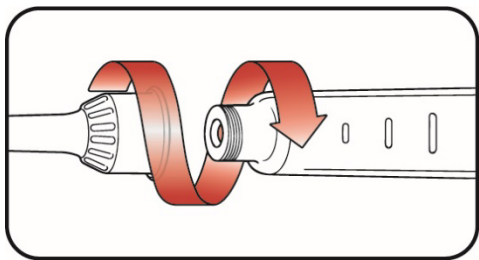
Step 3:

- Wipe the red inner seal with a swab.



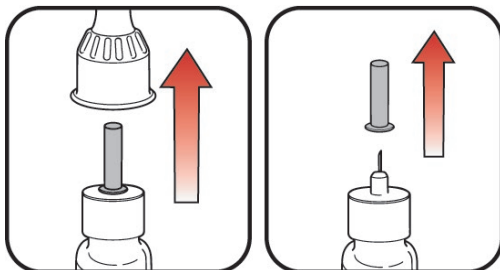
Step 4:

- **Select a new pen needle.** Always use a new pen needle for each injection to help prevent infections and blocked needles.
- Pull off the paper tab from the outer needle shield.



Step 5:

- Push the capped needle straight onto the pen and twist the needle on until it is tight.

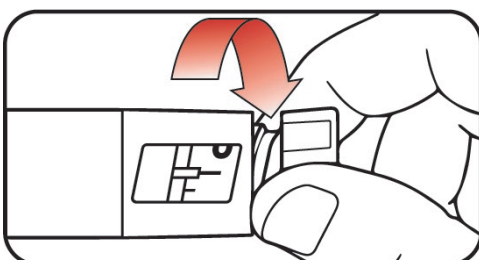


a. Outer needle shield


b. Inner needle shield

Step 6:

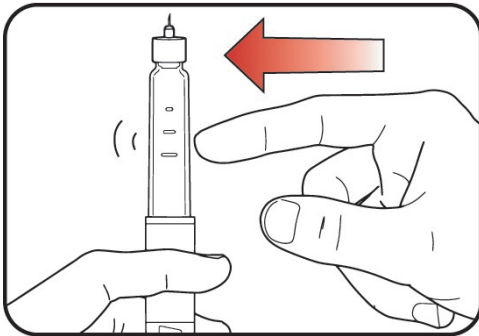
- a. Pull off the outer needle shield and keep it. This will be reused.
- b. Pull off the inner needle shield and throw it away.



Step 7:

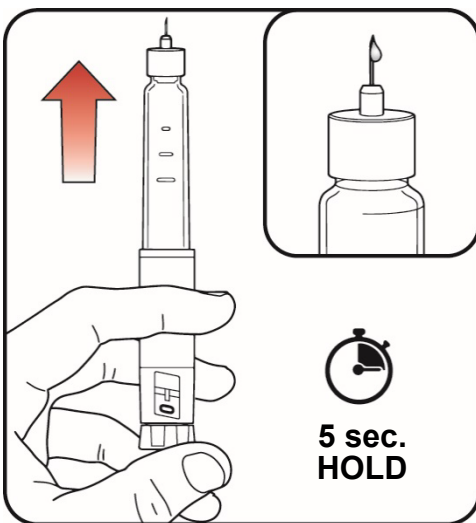
- Slowly turn the dose knob until you hear **2 clicks** and the  extended line is shown in the dose window. This is the prime position. It can be corrected by turning the dose knob in either direction

until the prime position lines up to the dose indicator.




Step 8:

- Hold your pen with the needle pointing up.
- Tap the cartridge holder gently to collect air bubbles at the top.



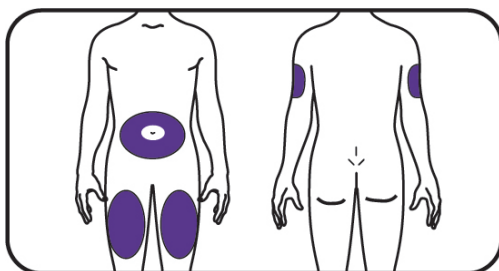
Step 9:

- Release some medicine into the air by **pushing the dose knob in** until it stops, then **slowly count to 5 while holding the dose knob**. The  icon must be shown in the dose window. **Do not** inject into your body.

Priming removes air from the cartridge and makes sure that your pen is working correctly. Your pen has been primed if a small amount of medicine comes out of the tip of the pen needle.

- If you do not see medicine, repeat **steps 7-9**, no more than 2 additional times.
- If you still do not see medicine, then change the pen needle and repeat **steps 7-9**, no more than 1 additional time.
- If you still do not see medicine, contact your local Lilly office listed in the patient information leaflet.

Injecting Mounjaro KwikPen

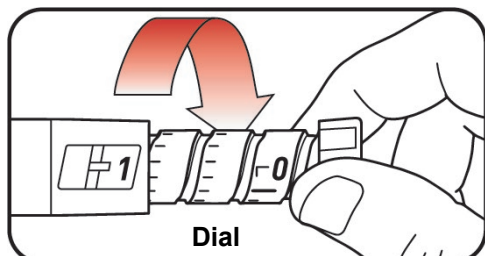


Step 10:

- Choose an injection site.
 - a. You or another person can inject the medicine in your thigh or stomach (abdomen) at least 5 cm from the belly button.

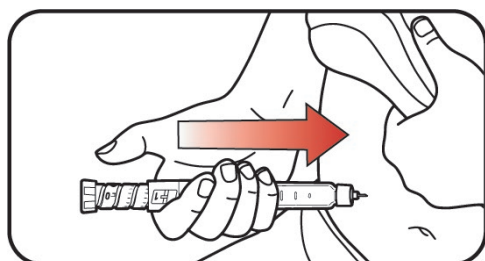
a. Front

b. Back



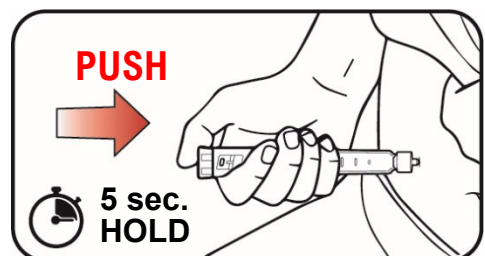
Step 11:

- Turn the dose knob until it stops and the **1** icon is shown in the dose window. **The 1 icon is equal to a full dose.**

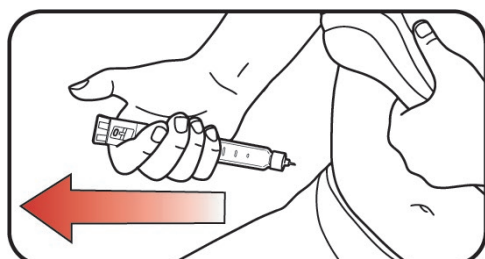


Step 12:

- a. Insert the needle into your skin.



- b. Inject the medicine by **pushing the dose knob in** until it stops then **slowly count to 5 while holding the dose knob**. The **0** icon must be shown in the dose window before removing the needle.



Step 13:

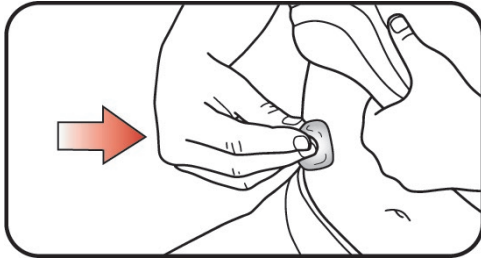
- Pull the needle out of your skin. A drop of medicine on the needle tip is normal. It will not affect your dose.
- Confirm the **0** icon is in the dose window.

If you see the **0** icon in the window, you have received the full dose.

If you do not see the **0** icon in the dose window, insert the needle back into your skin and finish your injection. **Do not** redial the dose.

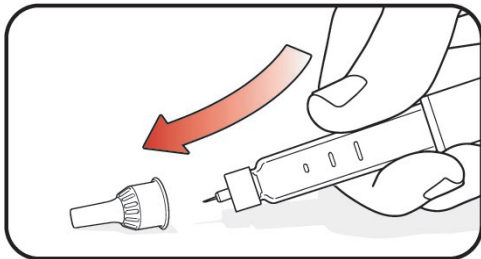
If you still do not think you received the full dose, **do not** start over or repeat the injection. Contact your local Lilly office listed in the patient information leaflet.

After your Mounjaro KwikPen injection



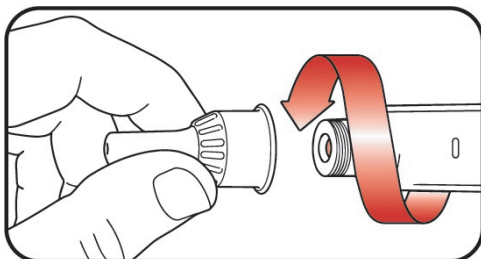
Step 14:

- If you see blood after you pull the needle out of your skin, lightly press the injection site with gauze or a cotton ball. **Do not** rub the injection site.



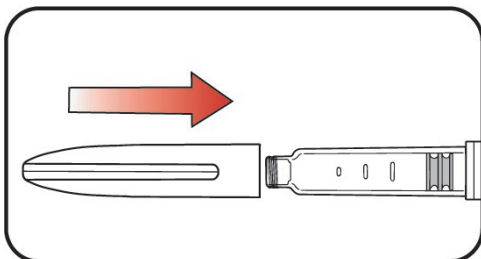
Step 15:

- Carefully replace the outer needle shield.



Step 16:

- Unscrew the capped needle and put the needle in a sharps disposal container (see “Disposing of Mounjaro KwikPen and pen needles”).
Do not store the pen with the needle attached to prevent leaking, blocking the needle, and air from entering the pen.



Step 17:

- Replace the pen cap.
Do not store the pen without the pen cap attached.

Storing your Mounjaro KwikPen

Unused pens:

- Store **unused pens** in the **refrigerator** between 2°C to 8°C.
- Unused pens may be used until the expiration date printed on the label if the pen has been kept in the refrigerator.
- **Do not** freeze your pen. Throw away (dispose) the pen if it has been frozen.

Used pens:

- You may store your **used pen** at **room temperature** below 30°C after your injection.
- Keep your pen and needles out of the sight and reach of children.
- Dispose of the pen 30 days after first use even though the pen has medicine left in it.
- Dispose of the pen after receiving 4 weekly doses. Attempting to inject any leftover medicine could result in an incomplete dose even though the pen still has medicine left in it.

Disposing of Mounjaro KwikPen and pen needles

- Put your used pen needles in a sharps disposal container or a hard plastic container with a secure lid.
- **Do not** throw away (dispose) loose pen needles in your household waste.
- Dispose of the used pen as instructed by your healthcare professional.
- Ask your healthcare professional about options to dispose of the sharps disposal container properly.
- Do not recycle your used sharps disposal container.

Commonly asked questions

- If you cannot remove the pen cap, gently twist the pen cap back and forth, and then pull the pen cap straight off.
- If the dose knob is hard to push:
 - pushing the dose knob more slowly will make it easier to inject.
 - your needle may be blocked. Put on a new needle and prime the pen.
 - you may have dust, food, or liquid inside the pen. Throw the pen away and get a new pen.

Additional information

If you have any questions or problems with Mounjaro KwikPen:

- contact your local Lilly office or your doctor, nurse or pharmacist.

Medicine calendar

Use Mounjaro KwikPen 1 time a week.

I inject my weekly dose on the dates below.

Write the day of the week you choose to inject. Inject on this day each week (Example: Monday).

(Day/Month) (Day/Month) (Day/Month) (Day/Month)

--

--	--	--	--