

## **StimoPeg pre-filled syringe 6 mg/0.6 ml (10 mg/1 ml)**

### **Active ingredient**

Each pre-filled syringe contains 6 mg/0.6 ml of pegfilgrastim.

Inactive ingredients and allergens in this medicine: see section 2 under 'Important information about some of this medicine's ingredients', and section 6 - 'Additional information'.

**Read the entire leaflet carefully before you start using this medicine.** This leaflet contains concise information about this medicine. If you have any further questions, consult your doctor, pharmacist or nurse.

This medicine has been prescribed to treat your illness. Do not pass it on to others. It may harm them, even if it seems to you that their illness is similar to yours.

### **Important information for your review**

- If you have been told by your doctor that you are sensitive to certain types of sugars, consult your doctor before using **StimoPeg**.
- You can inject **StimoPeg** by yourself at home after receiving training from the medical staff. Please read the self-injection instructions at the end of this leaflet.
- Strictly following the doctor's instructions (dosage, injection times and duration of treatment) increases the odds of treatment success.

In any event, do not stop treatment without consulting your doctor. Please see sections 2 and 4 for expanded safety information.

- Keep **StimoPeg** in the refrigerator (see section 5 - 'How to store the medicine?').
- **StimoPeg** pre-filled syringe is intended for single use!

Please note that every time you get this medicine at the pharmacy, it is important that you check that you have been given the same medicine that your specialist has prescribed you. If the medicine you are given looks different from what you usually get, or if the instructions for use have changed, please consult your pharmacist immediately to make sure you received the correct medicine. Only your specialist can switch your medicine or change the dosage of medicine that contains pegfilgrastim (the active ingredient in this medicine). Please check that the medicine that your specialist prescribed you has the same brand name as the medicine you got from the pharmacist.

**StimoPeg** is a biosimilar medicine. For additional information about biosimilars, refer to the Ministry of Health website: <https://www.gov.il/he/Departments/General/biosimilar>

## **1. What is this medicine intended for?**

**StimoPeg** is used to reduce the duration of neutropenia (low white blood cell count) and the risk of occurrence of febrile neutropenia (low white blood cell count accompanied by fever), which can be caused by cytotoxic chemotherapy (medicines that destroy rapidly growing cells), given at intervals of 14 days or more, for malignancy (with the exception of chronic myeloid leukaemia [CML] and myelodysplastic syndrome [MDS]).

White blood cells are important as they help the body fight infection. These cells are very sensitive to the effects of chemotherapy, which can cause the number of these cells in the body to decrease. If the number of your white blood cells falls below a certain level, your body's ability to defend itself against bacteria is harmed and you may be at increased risk of contracting an infection.

Your doctor has given you **StimoPeg** to encourage your bone marrow (a section of the bone that produces blood cells) to produce more white blood cells that help your body fight infection.

**Therapeutic group: StimoPeg** is a medicine in the group of proteins called granulocyte-colony stimulating factor (G-CSF).

**StimoPeg** contains the active ingredient pegfilgrastim. Pegfilgrastim is a protein produced by biotechnology in bacteria called *E. coli*. The protein belongs to a group of proteins called cytokines, and it is very similar to a natural protein (granulocyte-colony stimulating factor) produced by your body.

## 2. Before using this medicine

### Do not use this medicine if:

You are sensitive (allergic) to pegfilgrastim, filgrastim, proteins produced by *E. coli*, or to any of the other ingredients in this medicine (listed in section 6 - 'Additional information').

### Special warnings about using this medicine

#### Before using **StimoPeg**, tell your doctor if:

- you experience an allergic reaction, including weakness, drop in blood pressure, difficulty breathing, swelling of the face (anaphylaxis), redness and flushing, skin rash and itchy areas on the skin.
- you have an allergy to latex. The needle cap on the pre-filled syringe contains a derivative of latex and may cause severe allergic reactions.
- you experience a cough, fever and difficulty breathing. This can be a sign of ARDS (acute respiratory distress syndrome).
- you have any or a combination of the following side effects:  
swelling or puffiness that may be associated with less frequent urination, difficulty breathing, abdominal swelling and feeling of fullness and a general feeling of tiredness. These may be symptoms of a condition called capillary leak syndrome, which causes blood to leak from the small blood vessels into your body. See section 4 - 'Side effects'.
- you have pain in the upper left part of your abdomen or pain at the tip of your shoulder. This could be a sign of a problem with your spleen (splenomegaly).
- you recently had a serious lung infection (pneumonia), fluid in the lungs (pulmonary oedema), inflammation of the lungs (interstitial lung disease) or an abnormal chest x-ray (pulmonary infiltrate).
- you are aware of any changes in your blood cell counts (such as an increase in your white blood cell count or anaemia) or a drop in your blood platelet count, which reduces the ability of your blood to clot (thrombocytopenia). Your doctor may want to monitor you more closely.
- you have sickle cell anaemia. Your doctor may want to monitor your condition more closely.
- you are a patient with breast cancer or lung cancer, **StimoPeg** in combination with chemotherapy and/or radiation therapy may increase your risk of developing a precancerous blood condition called myelodysplastic syndrome (MDS) or a blood cancer called acute myeloid leukaemia (AML). Symptoms can include tiredness, fever and bleeding or bruising from minor injuries.
- you have sudden signs of allergy such as a rash, itching or hives on the skin, swelling of the face, lips, tongue or other parts of the body, shortness of breath, wheezing or trouble breathing, these may be signs of a severe allergic reaction.
- you have symptoms of inflammation of the aorta (the large blood vessel that transports blood from the heart to the body); this effect has been reported rarely in cancer patients and healthy donors. Symptoms may include fever, abdominal pain, weakness, back pain and increased inflammatory markers. Tell your doctor as if you experience these symptoms.

Your doctor will regularly check your blood and urine as **StimoPeg** may harm the small filters in your kidneys (glomerulonephritis).

Severe skin reactions (Stevens-Johnson syndrome) have been reported due to use of **StimoPeg**. Stop using **StimoPeg** and seek medical assistance immediately if you notice any of

the symptoms described in section 4 - 'Side effects'.

Talk to your doctor regarding the risks of developing different types of blood cancer. If you develop or are likely to develop types of blood cancer, do not use **StimoPeg** unless your doctor has instructed you to.

#### **Loss of response to pegfilgrastim**

If you no longer respond or if you are unable to maintain the response to treatment with pegfilgrastim, your doctor will investigate the reasons why, including whether you have developed antibodies that neutralize the activity of pegfilgrastim.

#### **Children and adolescents**

There is no information about the safety and efficacy of using **StimoPeg** in children and adolescents.

#### **Interactions with other medicines**

**If you are taking or have recently taken other medicines, including nonprescription medications and dietary supplements, tell your doctor or pharmacist.**

#### **Pregnancy and breast-feeding**

Consult your doctor or pharmacist before taking any medicine.

**StimoPeg** has not been tested in pregnant women.

If you are pregnant, think you may be pregnant or are planning to become pregnant, do not use this medicine before you consult your doctor.

You must stop breast-feeding if you use **StimoPeg**, unless your doctor instructs you otherwise.

#### **Driving and using machines**

**StimoPeg** has no effect or a negligible effect on your ability to drive or use machines.

#### **Important information about some of this medicine's ingredients**

**StimoPeg contains sorbitol and sodium.**

This medicine contains 30 mg sorbitol in each pre-filled syringe, which is the equivalent of 50 mg/ml.

This medicine contains less than 1 mmol sodium (23 mg) per 6 mg dose, that is to say essentially 'sodium free'.

### **3. How to use this medicine?**

Always use this medicine according to your doctor's instructions. Check with your doctor or pharmacist if you are not sure about your dose or about how to take this medicine. Only your doctor will determine your dose and how you should take this medicine.

The standard dose is one subcutaneous injection (injection under the skin) of 6 mg using a pre-filled syringe, and it should be injected at least 24 hours after your last dose of chemotherapy at the end of each chemotherapy cycle.

Do not shake **StimoPeg** vigorously, because this could negatively affect its activity.

#### **Self-injection of StimoPeg**

Your doctor may decide that it will be more convenient for you to inject **StimoPeg** yourself. Your doctor or nurse will train you on how to inject yourself. Do not try to inject yourself if you have not received training.

For additional instructions on how to self-inject **StimoPeg**, please read the section at the end of this leaflet.

#### **If you have accidentally injected a higher dose of StimoPeg**

If you have used more **StimoPeg** than required, contact your doctor, pharmacist or nurse. If you have taken an overdose, or if a child has accidentally swallowed some medicine, immediately see a doctor or go to a hospital emergency room and bring the medicine package with you.

**If you forget to take the StimoPeg**

If you are injecting the medicine yourself and have forgotten a dose of **StimoPeg**, contact your doctor to consult on when you should take the next dose.

**Do not take medicines in the dark! Check the label and dose every time you take medicine. Wear glasses if you need them.**

**If you have any further questions about using this medicine, consult your doctor or pharmacist.**

**4. Side effects**

As with any medicine, using **StimoPeg** may cause side effects in some users. Do not be alarmed by this list of side effects. You may not experience any of them.

Please tell your doctor immediately if you have any or a combination of the following side effects:

- swelling or puffiness that may be associated with less frequent urination, difficulty breathing, abdominal swelling and feeling of fullness and a general feeling of tiredness. These symptoms usually develop quickly.  
These could be symptoms of an uncommon (may affect up to 1 in 100 patients) condition called capillary leak syndrome, which causes blood to leak from the small blood vessels into the body and requires urgent medical attention.

**Very common side effects (may affect more than 1 in 10 patients):**

- bone pain. Your doctor will tell you what you can take to alleviate the bone pain.
- nausea and headaches.

**Common side effects (may affect up to 1 in 10 patients):**

- pain at the injection site.
- general aches and pains in your joints and muscles.
- there may be certain changes in your blood, but these will be detected by routine blood tests. Your white blood cell count may be high for a short time. Your blood platelet count may be low, which can result in the appearance of bruises.

**Uncommon side effects (may affect up to 1 in 100 patients):**

- reactions classified as allergic reactions, including redness and flushing, skin rash and raised areas on the skin that itch.
- serious allergic reactions, including anaphylaxis (weakness, drop in blood pressure, difficulty breathing, swelling of the face).
- enlarged spleen.
- ruptured spleen. Some cases of ruptured spleen have been fatal. It is important that you contact your doctor immediately if you feel pain in the upper left side of your abdomen or pain in your left shoulder, as they may be related to the problem with your spleen.
- breathing problems. If you have a cough, fever and difficulty breathing, please tell your doctor.
- There have been cases of Sweet's syndrome (purplish, painful and raised lesions on the limbs and sometimes on the face and neck along with a fever), but other factors may be involved.
- cutaneous vasculitis (inflammation of the blood vessels in the skin).
- damage to the small filters in your kidneys (glomerulonephritis).
- redness at the injection site.
- coughing up blood (haemoptysis).
- blood problems (myelodysplastic syndrome [MDS] or acute myeloid leukaemia [AML]).

**Rare side effects (may affect up to 1 in 1,000 patients):**

- inflammation of the aorta (the large blood vessel that transports blood from the heart to the body). See section 2 - 'Before using this medicine'.
- bleeding from the lung (pulmonary haemorrhage).
- Stevens-Johnson syndrome, which can appear as reddish target-like or circular lesions often with blisters in the centre on the trunk, skin peeling, ulcers in the mouth, throat, nose, on the genitals and in the eyes; they can be preceded by fever and flu-like symptoms. Stop using **StimoPeg** if you develop these symptoms and contact your doctor or seek medical attention immediately. See section 2 - 'Before using this medicine.'

**If you experience any side effect, if any side effect gets worse, or if you experience a side effect not mentioned in this leaflet, consult your doctor.**

**Reporting side effects**

You can report side effects to the Ministry of Health by following the 'Reporting Side Effects of Drug Treatment' link on the Ministry of home page ([www.health.gov.il](http://www.health.gov.il)) which opens an online form for reporting side effects, or you can also use this link: <https://sideeffects.health.gov.il>

**5. How to store the medicine?**

Prevent poisoning! To prevent poisoning, keep this and all other medicines in a closed place, out of the reach and sight of children and/or infants. Do not induce vomiting unless explicitly instructed to do so by your doctor.

Do not use the medicine after the expiry date (exp. Date) which is stated on the carton and the syringe label after EXP. The expiry date refers to the last day of that month.

**Storage conditions**

Store in a refrigerator (2°C-8°C).

**StimoPeg** may be removed from the refrigerator and kept at room temperature (not above 25°C ± 2°C) for no longer than 15 days. If a syringe was removed from the refrigerator and reached room temperature (not above 25°C ± 2°C), it must be used within 15 days or discarded.

Do not freeze. **StimoPeg** may be used if inadvertently frozen for a single period of less than 24 hours.

Keep the container in the outer carton in order to protect from light.

Do not use this medicine if you notice it is cloudy or contains particles.

**StimoPeg** pre-filled syringe is intended for single use only!

Do not throw away any medicine via wastewater or household waste. Ask the pharmacist how to dispose of medicines you no longer use. These measures will help protect the environment.

**6. Additional information**

**In addition to the active ingredient, this medicine also contains:**

sorbitol, glacial acetic acid, sodium hydroxide, polysorbate 20, water for injection.

**What the medicine looks like and contents of the pack:**

**StimoPeg** is a solution for injection in a pre-filled syringe (6 mg/0.6 ml).

Each pack contains one pre-filled syringe and a needle for injection.

The solution is clear and colourless.

**Registration holder's name and address:** Tzamal Bio-Pharma Ltd., 20 Hamagshimim St., Petah Tikva.

**Manufacturer's name and address:** Intas Pharmaceuticals Ltd., Gujarat, India.

Registration number of the medicine in the Ministry of Health's National Drug Registry:  
173-06-37317-00

Revised in November 2024 according to Ministry of Health guidelines.

## 7. Instructions for injection with StimoPeg pre-filled syringe

This section contains information about how to self-administer **StimoPeg**. It is important that you do not try to inject yourself unless you have received training from your doctor, nurse or pharmacist. If you have questions about how to inject, please ask your doctor, nurse or pharmacist for help.

### How should you or the person injecting you use the StimoPeg pre-filled syringe?

Give the injection into the tissue under the skin, as a subcutaneous injection.

### Supplies you will need

To give yourself a subcutaneous injection, you will need:

- a pre-filled syringe of **StimoPeg**
- alcohol swabs

### What should I do before I give myself a subcutaneous injection of StimoPeg?

1. Remove from the refrigerator.
2. Do not remove the cover from the syringe until you are ready to inject.
3. Check the expiry date on the pre-filled syringe label (EXP). Do not use it if the date has passed the last day of the month shown.
4. Check the appearance of **StimoPeg**. It must be a clear and colourless liquid. If there are particles in it, you must not use it.
5. For a more comfortable injection, let the pre-filled syringe stand for 30 minutes to reach room temperature or hold the pre-filled syringe gently in your hand for a few minutes. **Do not** warm **StimoPeg** in any other way (for example, do not warm it in a microwave or in hot water).
6. Wash your hands thoroughly.
7. Find a comfortable, well-lit and clean surface, and put all the supplies you need where you can reach them.

### How do I prepare my StimoPeg injection?

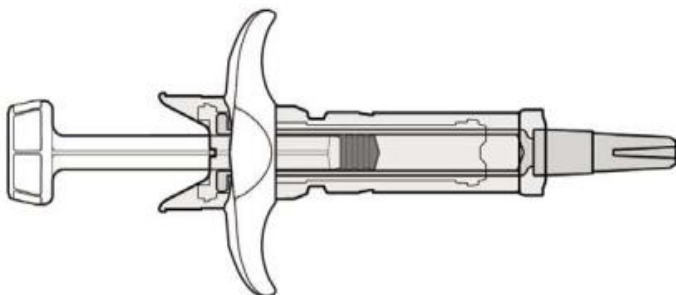
Before injecting **StimoPeg**, you must do the following:

**Do not use a pre-filled syringe if it has been dropped on a hard surface.**

#### Step 1: Check the integrity of the system

1. Ensure the system is intact and not damaged. Do not use the product if you see any damage (syringe or needle safety guard breakage) or components that are not well connected. Check that the needle safety guard is not on safety position before use as shown on picture 9 because this indicates that the syringe has already been operated. In general, the medicine should not be used if it does not conform to what is shown in picture 1.

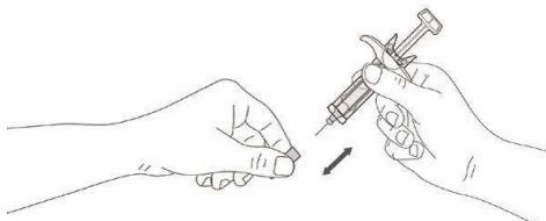
Picture 1



## Step 2: Remove the Needle Cap

1. Remove the needle cap as shown in picture 2. Hold the needle cap in one hand with the needle end pointing away from you without touching the syringe plunge rod. Pull the needle cap straight off with your other hand and throw away the needle cap into the waste container.
2. You may notice a small air bubble in the pre-filled syringe. You do not have to remove the air bubble before injecting. Injecting the solution with the air bubble is harmless.
3. You can now use the pre-filled syringe.

Picture 2

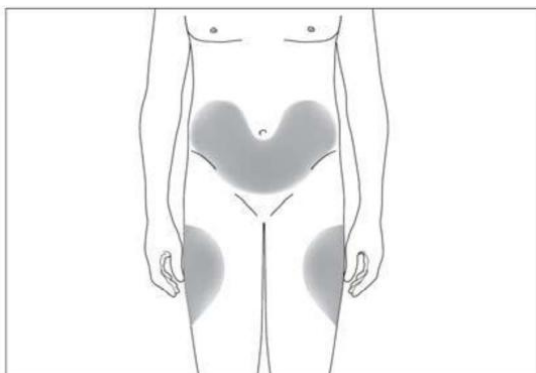


Where should I inject the medicine?

The most suitable places to inject yourself are:

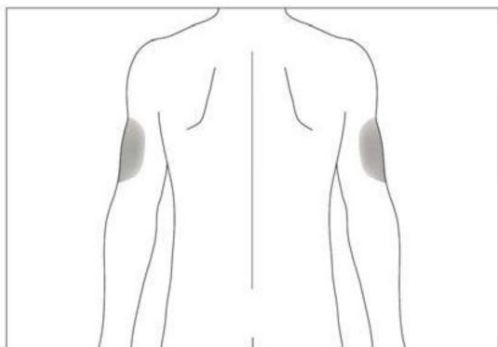
- the top of your thighs
- the abdomen, except for the area around the navel (see picture 3).

Picture 3



If someone else is injecting you, they can also inject into the back of your arms (see picture 4).

Picture 4

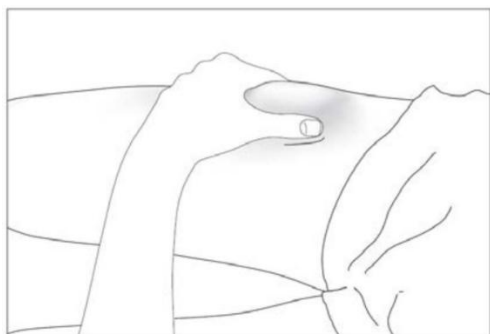


It is recommended to change the injection site every time to avoid the risk of soreness at any one site.

## How do I give my injection?

Disinfect the injection site by using an alcohol swab, and pinch the skin (without squeezing it) between your thumb and forefinger (see picture 5).

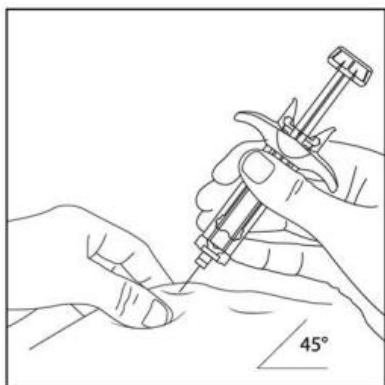
Picture 5



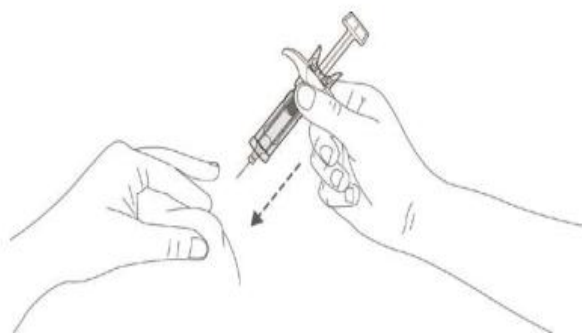
### **Step 3: Insert the Needle**

- Lightly pinch the skin at the injection site with one hand.
- With the other hand insert the needle (with 45-90 degree angle) into the injection site without touching the plunger rod head (see picture 6 and 7).

Picture 6



Picture 7



### **Pre-filled syringe with needle safety guard**

- Insert the needle fully into the skin as shown by your nurse or doctor.
- Pull slightly on the plunger to check that a blood vessel has not been punctured. If you see blood in the syringe, remove the needle and re-insert it in another place.

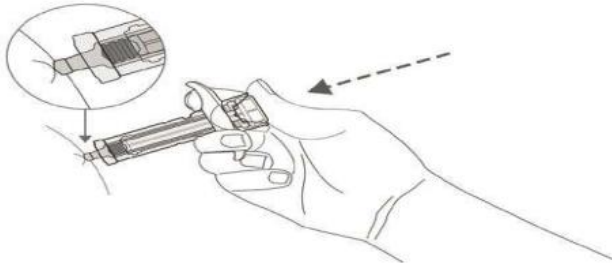


– Inject the dose your doctor has told you according to the instructions below.

#### **Step 4: Injection**

Place the thumb on the plunger rod head. Depress the plunger rod and push firmly to ensure that the content of the syringe has been completely emptied (see picture 8). Continue to hold the skin until the injection is completed.

Picture 8



#### **Step 5: Needle Stick Protection**

The safety system will activate once the plunger rod is fully depressed.

- Hold the syringe still and slowly lift your thumb from the plunger rod head.
- The plunger rod will move up with your thumb, and the spring retracts the needle from the injection site, into the safety guard (see picture 9).

Picture 9

