

SUMMARY OF PRODUCT CHARACTERISTICS

1. NAME OF THE MEDICINAL PRODUCT

Reagila 1.5
Reagila 3
Reagila 4.5
Reagila 6

2. QUALITATIVE AND QUANTITATIVE COMPOSITION

Reagila 1.5

Each hard capsule contains cariprazine hydrochloride corresponding to 1.5 mg cariprazine.

Reagila 3

Each hard capsule contains cariprazine hydrochloride corresponding to 3 mg cariprazine.

Excipient with known effect

Each hard capsule contains 0.0003 mg Allura red AC (E 129).

Reagila 4.5

Each hard capsule contains cariprazine hydrochloride corresponding to 4.5 mg cariprazine.

Excipient with known effect

Each hard capsule contains 0.0008 mg Allura red AC (E 129).

Reagila 6

Each hard capsule contains cariprazine hydrochloride corresponding to 6 mg cariprazine.

Excipient with known effect

Each hard capsule contains 0.0096 mg Allura red AC (E 129).

For the full list of excipients, see section 6.1.

3. PHARMACEUTICAL FORM

Hard capsule

Reagila 1.5

White capsule imprinted with “GR 1.5” in black ink.

Reagila 3

Green and white capsule imprinted with “GR 3” in black ink.

Reagila 4.5

Green capsule imprinted with “GR 4.5” in white ink.

Reagila 6

Purple and white capsule imprinted with “GR 6” in black ink.

4. CLINICAL PARTICULARS

4.1 Therapeutic indications

Reagila is indicated for the:

- Treatment of schizophrenia in adult patients.
- Acute treatment of manic or mixed episodes associated with bipolar I disorder in adult.
- Treatment of depressive episodes associated with bipolar I disorder (bipolar depression) in adults.
- Adjunctive therapy to antidepressants for the treatment of major depressive disorder (MDD) in adults.

4.2 Posology and method of administration

Posology

Schizophrenia

The recommended starting dose of cariprazine is 1.5 mg once daily. Thereafter the dose can be increased slowly in 1.5 mg increments to a maximum dose of 6 mg/day, if needed. The lowest effective dose should be maintained according to the clinical judgement of the treating physician. Because of the long half-life of cariprazine and its active metabolites, changes in dose will not be fully reflected in plasma for several weeks. Patients should be monitored for adverse reactions and treatment response for several weeks after starting cariprazine and after each dose change (see section 5.2).

Manic or Mixed Episodes Associated with Bipolar I Disorder

The recommended dosage range is 3 mg to 6 mg once daily. The starting dose of cariprazine is 1.5 mg and should be increased to 3 mg on Day 2. Depending upon clinical response and tolerability, further dose adjustments can be made in 1.5 mg or 3 mg increments. The maximum recommended dosage is 6 mg daily.

Depressive Episodes Associated with Bipolar I Disorder (Bipolar Depression)

The starting dose of Reagila is 1.5 mg once daily. Depending upon clinical response and tolerability, the dosage can be increased to 3 mg once daily on Day 15. Maximum recommended dosage is 3 mg once daily. Clinical trials have not demonstrated statistical efficacy in treatment of the higher dose of 3 mg once daily, hence the option of treatment with the maximum daily dose of 3 mg should be reserved only for patients resistant to the low dose of 1.5 mg once daily.

Adjunctive Therapy to Antidepressants in Treatment of Major Depressive Disorder (MDD)

The starting dosage of Reagila is 1.5 mg once daily. Depending upon clinical response and tolerability, the dosage can be increased to 3 mg once daily on Day 15. In clinical trials, dosage titration at intervals of less than 14 days resulted in a higher incidence of adverse reactions. Maximum recommended dosage is 3 mg once daily.

Switching from other antipsychotics to cariprazine

When switching from another antipsychotic to cariprazine gradual cross-titration should be considered, with gradual discontinuation of the previous treatment while cariprazine treatment is initiated.

Switching to another antipsychotic from cariprazine

When switching to another antipsychotic from cariprazine, no gradual cross-titration is needed, the new antipsychotic should be initiated in its lowest dose while cariprazine is discontinued. It should be considered that plasma concentration of cariprazine and its active metabolites will decline by 50% in ~1 week (see section 5.2).

Missed dose

If the patient misses a dose, the patient should take the missed dose as soon as possible. However, if it is almost time for the next dose, the missed dose should be skipped and the next dose should be taken according to the regular schedule. It is not recommended to take a double dose to make up for the forgotten dose.

Special population

Renal impairment

No dose adjustment is required in patients with mild to moderate renal impairment (Creatinine Clearance (CrCl) \geq 30 mL/min and $<$ 89 mL/min). Safety and efficacy of cariprazine have not been evaluated in patients with severe renal impairment (CrCl $<$ 30 mL/min). Use of cariprazine is not recommended in patients with severe renal impairment (see section 5.2).

Hepatic impairment

No dose adjustment is required in patients with mild to moderate hepatic impairment (Child-Pugh score between 5-9). Safety and efficacy of cariprazine have not been evaluated in patients with severe hepatic impairment (Child-Pugh score between 10 and 15). Use of cariprazine is not recommended in patients with severe hepatic impairment (see section 5.2).

Elderly

Available data in elderly patients aged \geq 65 years treated with cariprazine are not sufficient to determine whether or not they respond differently from younger patients (see section 5.2). Dose selection for an elderly patient should be more cautious.

Paediatric population

The safety and efficacy of cariprazine in children and adolescents aged less than 18 years have not been established. No data are available.

Method of administration

Reagila is for oral use, to be taken once daily at the same time of the day with or without food.

Alcohol should be avoided when taking cariprazine (see section 4.5).

4.3 Contraindications

Hypersensitivity to the active substance or to any of the excipients listed in section 6.1.

Concomitant administration of strong CYP3A4 inhibitors (see section 4.5).

Concomitant administration of strong or moderate CYP3A4 inducers (see section 4.5).

4.4 Special warnings and precautions for use

Suicidal ideation and behaviour

The possibility of suicidality (suicidal ideation, suicide attempt and completed suicide) is inherent in psychotic illnesses and, generally, it is reported early after initiation or switch of antipsychotic therapy. Close supervision of high-risk patients should accompany antipsychotic therapy.

Akathisia, restlessness

Akathisia and restlessness are frequently occurring adverse reactions of antipsychotics. Akathisia is a movement disorder characterized by a feeling of inner restlessness and a compelling need to be in constant motion, as well as by actions such as rocking while standing or sitting, lifting the feet as if marching on the spot, and crossing and uncrossing the legs while sitting. As cariprazine causes akathisia and restlessness, it should be used cautiously in patients who are prone to or already exhibit symptoms of akathisia. Akathisia develops early in treatment. Therefore, close monitoring in the first phase of treatment is important. Prevention includes slow up-titration; treatment measures include slight down-titration of cariprazine or anti-extrapyramidal symptoms (EPS) medicinal product. The dose can be modified based on individual response and tolerability (see section 4.8).

Tardive dyskinesia

Tardive dyskinesia is a syndrome consisting of potentially irreversible, rhythmical, involuntary movements, predominantly of the tongue and/or face that can develop in patients treated with antipsychotics. If signs and symptoms of tardive dyskinesia appear in a patient treated with cariprazine, discontinuation should be considered.

Parkinson's disease

If prescribed to patients with Parkinson's disease, antipsychotic medicinal products may exacerbate the underlying disease and worsen symptoms of Parkinson's disease. Physicians should, therefore, weigh the risks versus the benefits when prescribing cariprazine to patients with Parkinson's disease.

Ocular symptoms/cataract

In the preclinical studies of cariprazine lens opacity/cataract was detected in dogs (see sections 4.8 and 5.3). However, a causal relationship between lenticular changes / cataracts observed in human studies and cariprazine use has not been established. Nevertheless, patients who would develop symptoms potentially related to cataract should be advised to ophthalmologic examination and re-evaluated for treatment continuation.

Neuroleptic malignant syndrome (NMS)

A potentially fatal symptom complex referred to as NMS has been reported in association with antipsychotic treatment. Clinical manifestations of NMS are hyperpyrexia, muscle rigidity, elevated serum creatine phosphokinase levels, altered mental status and evidence of autonomic instability (irregular pulse or blood pressure, tachycardia, diaphoresis and cardiac dysrhythmia). Additional signs may include myoglobinuria (rhabdomyolysis) and acute renal failure. If a patient develops signs and symptoms indicative of NMS, or presents with unexplained high fever without additional clinical manifestations of NMS, cariprazine must be discontinued immediately.

Seizures and convulsions

Cariprazine should be used cautiously in patients with history of seizures or with conditions that potentially lower the seizure threshold.

Elderly patients with dementia

Cariprazine has not been studied in elderly patients with dementia and is not recommended to treat elderly patients with dementia due to increased risk of overall mortality.

Risk of cerebrovascular accidents (CVA)

An approximately 3-fold increased risk of CVA has been seen in randomised placebo controlled clinical studies in the dementia population with some atypical antipsychotics. The mechanism for this increased risk is not known. An increased risk cannot be excluded for other antipsychotics or other patient populations. Cariprazine should be used with caution in patients with risk factors for stroke.

Cardiovascular disorders

Blood pressure changes

Cariprazine can cause orthostatic hypotension as well as hypertension (see section 4.8). Cariprazine should be used with caution in patients with known cardiovascular disease predisposing to blood pressure changes. Blood pressure should be monitored.

Electrocardiogram (ECG) changes

QT prolongation can develop in patients treated with antipsychotics.

With cariprazine no QT interval prolongation was detected compared to placebo in a clinical study designed to assess QT prolongation (see section 5.1). In clinical studies, only a few, non-serious, QT-prolongations have been reported with cariprazine (see section 4.8). Therefore, cariprazine should be used cautiously in patients with known cardiovascular disease or in patients with a family history of QT prolongation and in patients treated with medicinal products that might cause QT prolongation (see section 5.1).

Venous thromboembolism (VTE)

Cases of VTE have been reported with antipsychotic medicinal products. Since patients treated with antipsychotics often present with acquired risk factors for VTE, all possible risk factors for VTE should be identified before and during treatment with cariprazine and preventive measures undertaken.

Hyperglycaemia and diabetes mellitus

Patients with an established diagnosis of diabetes mellitus or patients with risk factors for diabetes mellitus (e.g. obesity, family history of diabetes) who are starting treatment with atypical antipsychotics should be monitored for serum glucose levels. In clinical studies, glucose-related adverse reactions have been reported with cariprazine (see section 5.1).

Weight change

Significant weight gain has been observed with the use of cariprazine. Patients should have their weight monitored regularly (see section 4.8).

Concomitant treatment with moderate CYP3A4 inhibitors

Co-administration of cariprazine with moderate inhibitors of CYP3A4 may lead to increased total cariprazine exposure. Monitoring of the individual response and tolerability is recommended and, if needed, the cariprazine dose should be (temporarily) reduced to account for the potential increase in exposure (see section 4.5).

Excipients with known effect

Reagila 3, 4.5 and 6 hard capsules contain Allura red AC (E 129), which may cause allergic reactions.

4.5 Interaction with other medicinal products and other forms of interaction

Potential for other medicinal products to affect cariprazine

Metabolism of cariprazine and its major active metabolites, desmethyl cariprazine (DCAR) and didesmethyl cariprazine (DDCAR), is mediated mainly by CYP3A4 with a minor contribution of CYP2D6.

CYP3A4 inhibitors

Ketoconazole, a strong CYP3A4 inhibitor, caused two fold increase in plasma exposure for total cariprazine (sum of cariprazine and its active metabolites) during short-term (4 days) co-administration, either if unbound or unbound+bound moieties considered.

Due to the long half-life of the active moieties of cariprazine a further increase in plasma exposure of total cariprazine can be expected during longer co-administration. Therefore, co-administration of cariprazine with strong CYP3A4 inhibitors (e.g. boceprevir, clarithromycin, cobicistat, indinavir, itraconazole, ketoconazole, nefazodone, nelfinavir, posaconazole, ritonavir, saquinavir, telaprevir, telithromycin, voriconazole) is contraindicated (see section 4.3).

Erythromycin (500 mg twice daily), a moderate CYP3A4 inhibitor, caused on average a 1.4-fold (range 1.03-2.32-fold) increase in plasma exposure of total cariprazine after 3 weeks of co-administration. Therefore, during a period of co-administration of cariprazine with a moderate CYP3A4 inhibitor (e.g., erythromycin, fluconazole, diltiazem, verapamil), monitoring of the individual response and tolerability is recommended and, if needed, the cariprazine dose should be (temporarily) reduced to account for the potential increase in exposure. Because of the long half-life of cariprazine and its active metabolites, starting or stopping a treatment with a moderate CYP3A4 inhibitor or changing the dose will not be fully reflected in plasma drug levels until after several weeks. Patients should be monitored for adverse reactions and treatment response for several weeks after initiating or stopping an interacting drug or after each cariprazine dose change.

Consumption of grapefruit juice should be avoided.

CYP3A4 inducers

Co-administration of cariprazine with strong and moderate inducers of CYP3A4 may result in a significant decrease in total cariprazine exposure, therefore the co-administration of cariprazine and strong or moderate CYP3A4 inducers (e.g. carbamazepine, phenobarbital, phenytoin, rifampicin, St. John's wort (*Hypericum perforatum*), bosentan, efavirenz, etravirine, modafinil, nafcillin) is contraindicated (see section 4.3).

CYP2D6 inhibitors

CYP2D6 mediated pathway plays a minor role in the metabolism of cariprazine, the major pathway is via CYP3A4 (see section 5.2). Therefore CYP2D6 inhibitors are unlikely to have a clinically relevant effect on cariprazine metabolism.

Potential for cariprazine to affect other medicinal products

P-glycoprotein (P-gp) substrates

Cariprazine is a P-gp inhibitor *in vitro* at its theoretical maximum intestinal concentration. The clinical consequences of this effect is not fully understood, however the use of P-gp substrates with narrow therapeutic index such as dabigatran and digoxin could require extra monitoring and dose adjustment.

Hormonal contraceptives

In a drug interaction study, 28 days of treatment with cariprazine at 6 mg daily had no clinically relevant effect of the pharmacokinetics of oral contraceptives (ethinylestradiol and levonorgestrel).

Pharmacodynamic interactions

Given the primary central nervous system effects of cariprazine, Reagila should be used with caution in combination with other centrally acting medicinal products and alcohol.

4.6 Fertility, pregnancy and lactation

Women of childbearing potential/Contraception

Women of childbearing potential must be advised to avoid pregnancy while on Reagila. Female patients of child-bearing potential must use highly effective contraceptive methods during treatment and for at least 10 weeks following the last dose of Reagila.

Pregnancy

There are no or limited amount of data from the use of cariprazine in pregnant women.

Studies in animals have shown reproductive toxicity including developmental malformations in rats (see section 5.3).

Reagila is not recommended during pregnancy and in women of childbearing potential not using effective contraception. After discontinuation of cariprazine treatment contraception should be used for at least 10 weeks due to the slow elimination of active moieties.

Neonates exposed to antipsychotics (including cariprazine) during the third trimester of pregnancy are at risk of adverse reactions including extrapyramidal and/or withdrawal symptoms that may vary in severity and duration following delivery. There have been reports of agitation, hypertonia, hypotonia, tremor, somnolence, respiratory distress or feeding disorder. These complications have varied in severity; while in some cases symptoms have been self-limited, in other cases, neonates have required intensive care unit support and prolonged hospitalization. Consequently, newborns should be monitored carefully.

Breast-feeding

It is unknown whether cariprazine or its major active metabolites are excreted in human milk. Cariprazine and its metabolites are excreted in milk of rats during lactation (see section 5.3). A risk to the newborns/infants cannot be excluded. Breast-feeding should be discontinued during treatment with cariprazine.

Fertility

The effect of cariprazine on human fertility has not been evaluated. In rat studies lower female fertility and conception indices were observed (see section 5.3).

4.7 Effects on ability to drive and use machines

Cariprazine has minor or moderate influence on the ability to drive and use machines. Patients should be cautioned about operating hazardous machinery, including motor vehicles, until they are reasonably certain that therapy with Reagila does not affect them adversely.

4.8 Undesirable effects

Patients with Schizophrenia

Summary of the safety profile

The most frequently reported adverse drug reactions (ADRs) with cariprazine in the dose range (1.5-6 mg) were akathisia (19%) and parkinsonism (17.5%). Most events were mild to moderate in severity.

Tabulated list of adverse reactions

ADRs based upon pooled data from cariprazine schizophrenia studies are shown by system organ class and by preferred term in Table 1.

Adverse reactions are ranked by MedDRA system organ class and frequency, the most frequent first, using the following convention: very common ($\geq 1/10$); common ($\geq 1/100$ to $< 1/10$); uncommon ($\geq 1/1,000$ to $< 1/100$); rare ($\geq 1/10,000$ to $< 1/1,000$); very rare ($< 1/10,000$), not known (cannot be estimated from the available data). Within each frequency grouping, adverse reactions are presented in order of decreasing seriousness.

Table 1: Adverse drug reactions occurring in patients with schizophrenia

MedDRA System Organ Class	Very common ($\geq 1/10$)	Common ($\geq 1/100$ to $< 1/10$)	Uncommon ($\geq 1/1,000$ to $< 1/100$)	Rare ($\geq 1/10,000$ to $< 1/1,000$)	Frequency not known
Blood and lymphatic system disorders			Anaemia Eosinophilia	Neutropenia	
Immune system disorders				Hypersensitivity	
Endocrine disorders			Blood thyroid stimulating hormone decreased	Hypothyroidism	
Metabolism and nutrition disorders		Dyslipidaemia Weight increased Decreased appetite Increased appetite	Blood sodium abnormal Diabetes mellitus Blood glucose increased		
Psychiatric disorders		Sleep disorders ¹ Anxiety	Suicidal behaviour Delirium Depression Libido decreased Libido increased Erectile dysfunction		
Nervous system disorders	Akathisia ² Parkinsonism ³	Sedation Dizziness Dystonia ⁴ Other extrapyramidal diseases and abnormal movement disorders ⁵	Tardive dyskinesia Dyskinesia ⁶ Dysaesthesia Lethargy	Seizures/ Convulsion Amnesia Aphasia	Neuroleptic malignant syndrome

Eye disorders		Vision blurred	Intraocular pressure increased Accommodation disorder Visual acuity reduced Eye irritation	Cataract Photophobia	
Ear and labyrinth disorders			Vertigo		
Cardiac disorders		Tachyarrhythmia	Cardiac conduction disorders Bradyarrhythmia Electrocardiogram QT prolonged Electrocardiogram T wave abnormal		
Vascular disorders		Hypertension	Hypotension		
Respiratory, thoracic and mediastinal disorders			Hiccups		
Gastrointestinal disorders		Vomiting Nausea Constipation	Gastroesophageal reflux disease	Dysphagia	
Hepatobiliary disorders		Hepatic enzymes increased	Blood bilirubin increased		Toxic hepatitis
Skin and subcutaneous tissue disorders			Pruritus Rash		
Musculoskeletal and connective tissue disorders		Blood creatine phosphokinase increased		Rhabdomyolysis	
Renal and urinary disorders			Dysuria Pollakisuria		
Pregnancy, puerperium and perinatal conditions					Drug withdrawal syndrome neonatal (see section 4.6)
General disorders and administration site conditions		Fatigue	Thirst		

¹Sleep disorders: Insomnia, Abnormal dreams/nightmare, Circadian rhythm sleep disorder, Dyssomnia, Hypersomnia, Initial insomnia, Middle insomnia, Nightmare, Sleep disorder, Somnambulism, Terminal insomnia

²Akathisia: Akathisia, Psychomotor hyperactivity, Restlessness

³Parkinsonism: Akinesia, Bradykinesia, Bradyphrenia, Cogwheel rigidity, Extrapyrarnidal disorder, Gait disturbance, Hypokinesia, Joint stiffness, Tremor, Masked facies, Muscle rigidity, Musculoskeletal stiffness, Nuchal rigidity, Parkinsonism

⁴Dystonia: Blepharospasm, Dystonia, Muscle tightness, Oromandibular dystonia, Torticollis, Trismus

⁵Other extrapyramidal diseases and abnormal movement disorders: Balance disorder, Bruxism, Drooling, Dysarthria, Gait deviation, Glabellar reflex abnormal, Hyporeflexia, Movement disorder, Restless legs syndrome, Salivary hypersecretion, Tongue movement disturbance

⁶Dyskinesia: Choreoathetosis, Dyskinesia, Grimacing, Oculogyric crisis, Protrusion tongue

Patients with Bipolar Mania

The following findings are based on three placebo-controlled, 3-week bipolar mania trials with cariprazine doses ranging from 3 to 12 mg once daily. The maximum recommended dosage is 6 mg daily.

Adverse Reactions Associated with Discontinuation of Treatment: The adverse reaction leading to discontinuation that occurred at a rate of $\geq 2\%$ in cariprazine -treated patients and at least twice the rate of placebo was akathisia (2%). Overall, 12% of the patients who received cariprazine discontinued treatment due to an adverse reaction, compared with 7% of placebo-treated patients in these trials.

Common Adverse Reactions ($\geq 5\%$ and at least twice the rate of placebo): extrapyramidal symptoms, akathisia, dyspepsia, vomiting, somnolence, and restlessness.

Adverse Reactions with an incidence of $\geq 2\%$ and greater than placebo at any dose are shown in Table 2 below:

Table 2: Adverse Reactions Occurring in $\geq 2\%$ of cariprazine-treated Patients and $>$ Placebo-treated Adult Patients in 3-Week Bipolar Mania Trials

System Organ Class / Preferred Term	Placebo (N= 442) (%)	cariprazine*	
		3-6 mg/day (N=263) (%)	9-12 mg/day ^o (N=360) (%)
Cardiac Disorders			
Tachycardia ^a	1	2	1
Eye Disorders			
Vision blurred	1	4	4
Gastrointestinal Disorders			
Nausea	7	13	11
Constipation	5	6	11
Vomiting	4	10	8
Dry mouth	2	3	2
Dyspepsia	4	7	9
Abdominal pain ^b	5	6	8
Diarrhea ^c	5	5	6
Toothache	2	4	3
General Disorders/Administration Site Conditions			
Fatigue ^d	2	4	5
Pyrexia ^e	2	1	4
Investigations			
Blood creatine phosphokinase increased	2	2	3
Hepatic enzymes increased ^f	<1	1	3
Weight increased	2	2	3
Metabolism and Nutrition Disorders			
Decreased appetite	3	3	4
Musculoskeletal and Connective Tissue Disorders			
Pain in extremity	2	4	2
Back pain	1	1	3
Nervous System Disorders			
Akathisia	5	20	21
Extrapyramidal Symptoms ^g	12	26	29
Headache ^h	13	14	13
Dizziness	4	7	6
Somnolence ⁱ	4	7	8
Psychiatric Disorders			
Insomnia ^j	7	9	8
Restlessness	2	7	7
Respiratory, thoracic and mediastinal disorders			
Oropharyngeal pain	2	1	3
Vascular Disorders			
Hypertension ^k	1	5	4

Note: Figures rounded to the nearest integer

*Data shown by modal daily dose, defined as most frequently administered dose per patient

^a**Tachycardia terms:** heart rate increased, sinus tachycardia, tachycardia

^b**Abdominal pain terms:** abdominal discomfort, abdominal pain, abdominal pain upper, abdominal tenderness,

^c**Diarrhea:** diarrhea, frequent bowel movements

^d**Fatigue terms:** asthenia, fatigue

^e**Pyrexia terms:** body temperature increased, pyrexia

^f**Hepatic enzymes increased terms:** alanine aminotransferase increased, aspartate aminotransferase increased, hepatic enzyme increased, transaminases increased

^g**Extrapyramidal Symptoms terms:** bradykinesia, drooling, dyskinesia, dystonia, extrapyramidal disorder, hypokinesia, muscle rigidity, muscle tightness, musculoskeletal stiffness, oromandibular dystonia, parkinsonism, salivary hypersecretion, tremor

^h**Headache terms:** headache, tension headache

ⁱ**Somnolence terms:** hypersomnia, sedation, somnolence

^j**Insomnia terms:** initial insomnia, insomnia, middle insomnia

^k**Hypertension terms:** blood pressure diastolic increased, blood pressure increased, hypertension

○The maximum recommended daily dose is 6 mg. Doses above 6 mg daily do not confer increased effectiveness sufficient to outweigh dose-related adverse reactions.

Patients with Bipolar Depression

The following findings are based on three placebo-controlled, two 6-week and one 8-week bipolar depression trials with cariprazine doses of 1.5 mg and 3 mg once daily.

Adverse Reactions Associated with Discontinuation of Treatment: There were no adverse reaction leading to discontinuation that occurred at a rate of $\geq 2\%$ in cariprazine -treated patients and at least twice the rate of placebo. Overall, 6% of the patients who received cariprazine discontinued treatment due to an adverse reaction, compared with 5% of placebo-treated patients in these trials.

Common Adverse Reactions ($\geq 5\%$ and at least twice the rate of placebo): nausea, akathisia, restlessness, and extrapyramidal symptoms.

Adverse Reactions with an incidence of $\geq 2\%$ and greater than placebo at 1.5 mg or 3 mg doses are shown in Table 3 below:

Table 3: Adverse Reactions Occurring in $\geq 2\%$ of cariprazine-treated Patients and $>$ Placebo-treated Adult Patients in two 6-week and one 8-week Bipolar Depression trials

	Placebo (N=468) (%)	cariprazine	
		1.5 mg/day (N=470) (%)	3 mg/day (N=469) (%)
Restlessness	3	2	7
Akathisia	2	6	10
Extrapyramidal symptoms ^a	2	4	6
Dizziness	2	4	3
Somnolence ^b	4	7	6
Nausea	3	7	7
Increased appetite	1	3	3
Weight increase	1<	2	2
Fatigue ^c	2	4	3
Insomnia ^d	7	7	10

^a**Extrapyramidal symptoms terms:** akinesia, drooling, dyskinesia, dystonia, extrapyramidal disorder, hypokinesia, muscle tightness, musculoskeletal stiffness, myoclonus, oculogyric crisis, salivary hypersecretion, tardive dyskinesia, tremor

^b**Somnolence terms:** hypersomnia, sedation, somnolence

^c**Fatigue terms:** asthenia, fatigue, malaise

^d**Insomnia terms:** initial insomnia, insomnia, insomnia related to another mental condition, middle insomnia, sleep disorder terminal insomnia

Adjunctive Therapy in Major Depressive Disorder (MDD)

The following findings are based on two placebo-controlled, fixed-dose 6-week trials with cariprazine doses of 1.5 and 3 mg once daily plus an antidepressant and one placebo-controlled, flexible-dose 8-week trial with cariprazine doses of (1 to 2 mg) and (2 to 4.5 mg) once daily plus an antidepressant for adjunctive therapy in MDD.

Adverse Reactions Associated with Discontinuation of Treatment: The adverse reaction leading to discontinuation that occurred at a rate of $\geq 2\%$ in cariprazine-treated patients and at least twice the rate of placebo was akathisia (2%). Overall, 6% of the patients who received cariprazine discontinued treatment due to an adverse reaction, compared with 3% of placebo-treated patients in these trials.

Common Adverse Reactions ($\geq 5\%$ and at least twice the rate of placebo): Akathisia, nausea, and insomnia occurred in two 6-week, fixed-dose trials. Akathisia, restlessness, fatigue, constipation, nausea, increased appetite, dizziness, insomnia, and extrapyramidal symptoms occurred in one 8-week flexible-dose trial.

Adverse Reactions with an incidence of $\geq 2\%$ and greater than placebo at 1.5 mg or 3 mg doses are shown in Table 4 below:

Table 4: Adverse Reactions Occurring in $\geq 2\%$ of cariprazine-Treated Patients and > Placebo-Treated Adult Patients in Two Fixed-Dose 6-Week Placebo-Controlled Trials of Adjunctive Treatment of Major Depressive Disorder

System Organ Class / Preferred Term	Placebo+ADT (N=503) (%)	cariprazine	
		1.5 mg/day+ADT (N=502) (%)	3 mg/day +ADT (N=503) (%)
Eye Disorders			
Vision Blurred	<1	<1	2
Gastrointestinal Disorders			
Nausea	3	7	6
Dry mouth	2	3	3
Constipation	1	2	2
Vomiting	1	1	2
General Disorders			
Fatigue	2	3	3
Investigation			
Weight increased	1	2	2
Nervous System Disorders			
Akathisia ^a	2	7	10
Somnolence ^b	4	5	7
Extrapyramidal symptoms ^c	4	5	6
Psychiatric disorders			
Insomnia ^d	5	9	10
Restlessness	2	4	4
Anxiety	1	2	1
Skin and subcutaneous Tissue Disorder			
Hyperhidrosis	1	1	2

Note: Figures rounded to the nearest integer

^a **Akathisia terms:** akathisia, psychomotor hyperactivity, feeling jittery, nervousness, tension

^b **Somnolence terms:** hypersomnia, sedation, lethargy, somnolence

^c**Extrapyramidal symptoms terms:** drooling, dyskinesia, extrapyramidal disorder, hypotonia, muscle contractions involuntary, muscle rigidity, muscle spasms, muscle tightness, muscle twitching, musculoskeletal stiffness, myoclonus, oromandibular dystonia, parkinsonism, resting tremor, restless legs syndrome, stiff leg syndrome, salivary hypersecretion, stiff tongue, tardive dyskinesia, tremor, trismus

^d**Insomnia terms:** initial insomnia, insomnia, middle insomnia, poor sleep quality, sleep disorder, terminal insomnia

Adverse Reactions with an incidence of $\geq 2\%$ and greater than placebo at 1 mg to 2 mg per day or 2 mg to 4.5 mg per day doses are shown in Table 5 below:

Table 5: Adverse Reactions Occurring in $\geq 2\%$ of cariprazine-Treated Patients and > Placebo-Treated Adult Patients in a Flexible-dose 8-Week Placebo-Controlled Trial of Adjunctive Treatment of Major Depressive Disorder

System Organ Class / Preferred Term	Placebo+ADT (N= 266) (%)	Cariprazine 1 to 2 mg/day +ADT (N=273) (%)	Cariprazine 2 to 4.5 mg/day+ADT (N=273) (%)
Cardiac disorders			
Palpitations	1	2	<1
Eye Disorders			
Vision Blurred	1	1	4
Gastrointestinal Disorders			
Nausea	5	7	13
Constipation	2	2	5
Dry mouth	3	5	4
Vomiting	<1	1	3
General Disorders			
Fatigue	4	7	10
Edema	<1	2	1
Infections			
Nasopharyngitis	2	4	1
Investigations			
Increased appetite	2	2	5
Weight increased	1	2	3
Musculoskeletal and Connective Tissue disorders			
Back pain	1	2	3
Myalgia	0	1	2
Nervous System Disorders			
Akathisia ^a	3	8	23
Extrapyramidal Symptoms ^b	5	12	18
Somnolence ^c	6	10	11
Dizziness	2	4	5
Psychiatric disorders			
Insomnia ^d	8	14	16
Restlessness	3	8	8
Agitation	<1	<1	3
Anxiety	<1	1	3

^a**Akathisia terms:** akathisia, feeling jittery, nervousness, tension

^b**Extrapyramidal symptoms terms:** cogwheel rigidity, drooling, dyskinesia, extrapyramidal disorder, hypertonia, jaw stiffness, muscle contractions involuntary, muscle disorder, muscle rigidity, muscle spasms, muscle tightness, muscle twitching, musculoskeletal stiffness, nuchal rigidity, parkinsonism, psychomotor retardation, reduced facial expression, resting tremor, restless legs syndrome, sensation of heaviness, salivary hypersecretion, tremor

^c**Somnolence terms:** hypersomnia, sedation, lethargy, somnolence

^d**Insomnia terms:** initial insomnia, insomnia, middle insomnia, terminal insomnia, sleep disorder, poor sleep quality

Description of selected adverse reactions

Lens opacity/Cataract

Development of cataracts was observed in cariprazine non-clinical studies (see section 5.3). Therefore, cataract formation was closely monitored with slit lamp examinations in the clinical studies and patients with existing cataracts were excluded.

During the schizophrenia clinical development program of cariprazine, few cataract cases were reported, characterized with minor lens opacities with no visual impairment (13/3192; 0.4%). Some of these patients had confounding factors. The most commonly reported ocular adverse event was blurred vision (placebo: 1/683; 0.1%, cariprazine: 22/2048; 1.1%).

Extrapyramidal symptoms (EPS)

In the short term schizophrenia studies the incidence of EPS was observed in 27%; 11.5%; 30.7% and 15.1% in patients treated with cariprazine, placebo, risperidone and aripiprazole respectively. Akathisia was reported in 13.6%; 5.1%; 9.3% and 9.9% in patients treated with cariprazine, placebo, risperidone and aripiprazole respectively. Parkinsonism was experienced in 13.6%; 5.7%; 22.1% and 5.3% in patients treated with cariprazine, placebo, risperidone and aripiprazole respectively. Dystonia was observed in 1.8%; 0.2%; 3.6% and 0.7% in patients on cariprazine, placebo, risperidone and aripiprazole, respectively.

In the placebo-controlled part of the long-term maintenance of effect study in schizophrenia EPS was 13.7% in the cariprazine group compared to 3.0% in the placebo treated patients. Akathisia was reported in 3.9% in patients treated with cariprazine, versus 2.0% in the placebo group. Parkinsonism was experienced in 7.8% and 1.0% in cariprazine and placebo group respectively.

In the schizophrenia negative symptom study EPS was reported in 14.3% in the cariprazine group and 11.7% in the risperidone treated patients. Akathisia was reported in 10.0% in patients treated with cariprazine and 5.2% in the risperidone group. Parkinsonism was experienced in 5.2% and 7.4% in cariprazine and risperidone treated patients respectively. Most EPS cases were mild to moderate in intensity and could be handled with common anti-EPS medicinal products. The rate of discontinuation due to EPS related ADRs was low.

In 3-week bipolar mania trials, the incidence of reported adverse reactions related to extrapyramidal symptoms (EPS), excluding akathisia and restlessness, was 28% for cariprazine-treated patients versus 12% for placebo-treated patients. These reactions led to a discontinuation in 1% of cariprazine-treated patients versus 0.2% of placebo-treated patients. The incidence of akathisia was 20% for cariprazine-treated patients versus 5% for placebo-treated patients. These reactions led to discontinuation in 2% of cariprazine-treated patients versus 0% of placebo-treated patients.

In the two 6-week and one 8-week bipolar depression trials, the incidence of reported adverse reactions related to EPS, excluding akathisia and restlessness was 4% for cariprazine-treated patients versus 2% for placebo-treated patients. These reactions led to discontinuation in 0.4% of cariprazine-treated patients versus 0% of placebo-treated patients. The incidence of akathisia was 8% for cariprazine-treated patients versus 2% for placebo-treated patients. These reactions led to discontinuation in 1.5% of cariprazine-treated patients versus 0% of placebo-treated patients.

In the two 6-week adjunctive treatment of major depressive disorder trials, the incidence of reported adverse reactions related to EPS, excluding akathisia and restlessness, was 6% for cariprazine-treated patients versus 4% for placebo-treated patients. These reactions led to discontinuation in 0.3% of cariprazine-treated patients versus 0.6% of placebo-treated patients. The combined incidence of akathisia and restlessness was 12% for cariprazine-treated patients versus 4% for placebo-treated patients. These reactions led to discontinuation in 2% of cariprazine-treated patients versus 0.4% of placebo-treated patients.

In one 8-week adjunctive treatment of major depressive disorder trial, the incidence of reported adverse

reactions related to EPS, excluding akathisia and restlessness, was 12% for cariprazine-treated patients versus 5% for placebo-treated patients. These reactions led to discontinuation in 1% of cariprazine-treated patients versus 0.4% of placebo-treated patients. The incidence of akathisia and restlessness was 22% for cariprazine-treated patients versus 6% for placebo-treated patients. These reactions led to discontinuation in 3% of cariprazine-treated patients versus 0.0% of placebo-treated patients.

Venous thromboembolism (VTE)

Cases of VTE, including cases of pulmonary embolism and cases of deep vein thrombosis have been reported with antipsychotics - Frequency unknown.

Elevated liver transaminases

Elevated liver transaminases (Alanine Aminotransferase [ALT], Aspartate Aminotransferase [AST]) are frequently observed with antipsychotic treatment.

In the cariprazine clinical studies in schizophrenia the incidence of ALT, AST elevation ADRs occurred in 2.2% of cariprazine-, 1.6% of risperidone- and 0.4% of placebo-treated patients. None of the cariprazine-treated patients had any liver damage.

The proportions of patients with transaminase elevations of ≥ 3 times the upper limits of the normal reference range in 3-week bipolar mania trials ranged between 2% and 4% for cariprazine-treated patients depending on dose group administered and 2% for placebo-treated patients.

The proportions of patients with transaminase elevations of ≥ 3 times the upper limits of the normal reference range in 6-week and 8-week bipolar depression trials ranged between 0% and 0.5% for cariprazine-treated patients depending on dose group administered and 0.4% for placebo-treated patients.

The proportions of patients with transaminase elevations of ≥ 3 times the upper limits of the normal reference range in two 6-week adjunctive treatment of major depressive disorder trials ranged between 0% and 1% for cariprazine-treated patients depending on dose group administered and 0% for placebo-treated patients.

Weight changes

In the short term studies, there were slightly greater mean increases in body weight in the cariprazine group compared to the placebo group; 1 kg and 0.3 kg, respectively. In the long term maintenance of effect study in schizophrenia, there was no clinically relevant difference in change of body weight from baseline to end of treatment (1.1 kg for cariprazine and 0.9 kg for placebo). In the open-label phase of the study during 20 weeks cariprazine treatment 9.0% of patients developed potentially clinically significant (PCS) weight gain (defined as increase $\geq 7\%$) while during the double-blind phase, 9.8 % of the patients who continued with cariprazine treatment had PCS weight gain versus 7.1% of the patients who were randomized to placebo after the 20 week open-label cariprazine treatment. In the negative symptom study, the mean change of body weight was -0.3 kg for cariprazine and +0.6 kg for risperidone and PCS weight gain was observed in 6% of the cariprazine group while 7.4% of the risperidone group.

QT- prolongation

With cariprazine no QT interval prolongation was detected compared to placebo in a clinical study designed to assess QT prolongation (see section 5.1). In other clinical studies, only a few, non-serious, QT-prolongations have been reported with cariprazine. During the long-term, open-label treatment period in 3 patients (0.4%) had QTcB > 500 msec, one of whom also had QTcF > 500 msec. A > 60 msec increase from baseline was observed in 7 patients (1%) for QTcB and in 2 patients (0.3%) for QTcF. In the long-term maintenance of effect study, during the open-label phase, > 60 msec increase from baseline was observed in 12 patients (1.6%) for QTcB and in 4 patients (0.5%) for QTcF. During the double-blind treatment period, > 60 msec increases from baseline in QTcB were observed in 3 cariprazine-treated patients (3.1%) and 2 placebo-treated patients (2%).

Reporting of suspected adverse reactions

Reporting suspected adverse reactions after authorisation of the medicinal product is important. It allows continued monitoring of the benefit/risk balance of the medicinal product. Any suspected adverse events should be reported to the Ministry of Health according to the National Regulation by using an online form <https://sideeffects.health.gov.il>

4.9 Overdose

Symptoms

Accidental acute overdose (48 mg/day) was reported in one patient. This patient experienced orthostasis and sedation. The patient fully recovered the same day.

Management of overdose

Management of overdose should concentrate on supportive therapy including maintenance of an adequate airway, oxygenation and ventilation and management of symptoms. Cardiovascular monitoring should commence immediately, including continuous electrocardiographic monitoring for possible arrhythmias. In case of severe extrapyramidal symptoms, anticholinergic medicinal products should be administered. Since cariprazine is highly bound to plasma proteins, haemodialysis is unlikely to be useful in the management of overdose. Close medical supervision and monitoring should continue until the patient recovers.

There is no specific antidote to cariprazine.

5. PHARMACOLOGICAL PROPERTIES

5.1 Pharmacodynamic properties

Pharmacotherapeutic group: Psycholeptics, other antipsychotics, ATC code: N05AX15

Mechanism of action

The mechanism of action of cariprazine is not fully known. However the therapeutic effect of cariprazine may be mediated through a combination of partial agonist activity at dopamine D₃, D₂ (K_i values of 0.085-0.3 nM versus 0.49-0.71 nM respectively) and serotonin 5-HT_{1A} receptors (K_i values of 1.4-2.6 nM), and antagonist activity at serotonin 5-HT_{2B}, 5-HT_{2A} and histamine H₁ receptors (K_i values of 0.58-1.1 nM, 18.8 nM and 23.3 nM, respectively). Cariprazine has low affinity for serotonin 5-HT_{2C} and adrenergic α₁ receptors (K_i values of 134 nM and 155 nM, respectively). Cariprazine has no appreciable affinity for cholinergic muscarinic receptors (IC₅₀ > 1000 nM). The two major active metabolites, desmethyl cariprazine and didesmethyl cariprazine have a similar *in vitro* receptor binding and functional activity profile as the parent active substance.

Pharmacodynamic effects

In vivo non-clinical studies demonstrated that cariprazine occupies D₃ receptors to a similar extent as D₂ receptors at pharmacologically effective doses. There was a dose-dependent occupancy of brain dopamine D₃ and D₂ receptors (with preferential occupancy in regions with higher D₃ expression) in patients with schizophrenia within the therapeutic dose range of cariprazine for 15 days.

The effects of cariprazine on the QT interval were evaluated in patients with schizophrenia or schizoaffective disorder. Holter monitor-derived electrocardiographic assessments were obtained in 129 patients over a twelve hour period at baseline and steady state. No QT interval prolongation was detected following supratherapeutic doses (9 mg/day or 18 mg/day). No patients treated with cariprazine experienced QTc increases ≥ 60 msec from baseline, nor did any patient experience a QTc of > 500 msec in the study.

Clinical efficacy and safety

Schizophrenia

Efficacy with short-term use

The efficacy of cariprazine for the treatment of acute schizophrenia was studied in three multi-center, multinational, randomized, double-blind, placebo-controlled 6-week studies including 1,754 patients with the age of 18 to 60 years. The primary endpoint was change from baseline to week 6 in the Positive and Negative Syndrome Scale (PANSS) total score and the secondary endpoint was change from baseline to week 6 in the Clinical Global Impressions-Severity (CGI-S) score in all acute schizophrenia studies. In a multinational placebo controlled study using fixed doses of 1.5 mg, 3.0 mg and 4.5 mg cariprazine and 4.0 mg risperidone for assay sensitivity, all cariprazine doses and the active-control showed statistically significant improvement in both primary as well as secondary endpoint compared to placebo. In another multinational placebo controlled study using fixed doses of 3.0 mg, and 6.0 mg cariprazine and 10 mg aripiprazole for assay sensitivity, both cariprazine doses and the active-control showed statistically significant improvement in both primary as well as secondary endpoint compared to placebo. In a third multinational placebo controlled study using fixed/flexible doses of 3.0-6.0 mg and 6.0-9.0 mg cariprazine, both cariprazine doses groups showed statistically significant improvement in both primary as well as secondary endpoint compared to placebo.

Results for the primary outcome parameter are summarized in Table 6 below. Results for the secondary outcome parameter (CGI) and additional endpoints were supportive of the primary endpoint.

Table 6. Change from baseline to week 6 in the PANSS total score in studies of acute exacerbations of schizophrenia—ITT population

	<i>Baseline Mean ± SD</i>	<i>Change LS mean (SE)</i>	<i>Treatment difference versus placebo (95% CI)</i>	<i>P-value</i>
PANSS total (MMRM)				
RGH-MD-16 (n=711)				
Placebo	97.3 ± 9.22	-13.29 (1.82)	—	—
Cariprazine 1.5 mg/day	97.1 ± 9.13	-21.27 (1.77)	-7.97 (-12.94, -3.01)	0.0017
Cariprazine 3 mg/day	97.2 ± 8.66	-21.45 (1.74)	-8.16 (-13.09, -3.22)	0.0013
Cariprazine 4.5 mg/day	96.7 ± 9.01	-23.77 (1.74)	-10.48 (-15.41, -5.55)	< 0.0001
Risperidone 4 mg/day	98.1 ± 9.50	-29.27 (1.74)	-15.98 (-20.91, -11.04)	< 0.0001*
RGH-MD-04 (n=604)				
Placebo	96.5 ± 9.1	-14.3 (1.5)	—	—
Cariprazine 3 mg/day	96.1 ± 8.7	-20.2 (1.5)	-6.0 (-10.1, -1.9)	0.0044
Cariprazine 6 mg/day	95.7 ± 9.4	-23.0 (1.5)	-8.8 (-12.9, -4.7)	< 0.0001
Aripiprazole 10 mg/day	95.6 ± 9.0	-21.2 (1.4)	-7.0 (-11.0, -2.9)	0.0008*
RGH-MD-05 (n=439)				
Placebo	96.6 ± 9.3	-16.0 (1.6)	—	—
Cariprazine 3 to 6 mg/day	96.3 ± 9.3	-22.8 (1.6)	-6.8 (-11.3, -2.4)	0.0029
Cariprazine 6 to 9 mg/day	96.3 ± 9.0	-25.9 (1.7)	-9.9 (-14.5, -5.3)	< 0.0001

CI = confidence interval; ITT = intent to treat; LS mean = least squares mean; PANSS = Positive and Negative Syndrome Scale.

*compared to placebo

Efficacy with long-term use

The efficacy of cariprazine for maintaining antipsychotic effect was investigated in a randomized-withdrawal, long-term clinical study. Totally, 751 patients with acute symptoms of schizophrenia received cariprazine 3-9 mg/day for 20 weeks, of whom 337 received cariprazine in the dose-range of 3 or 6 mg/day. Stabilized patients were then randomised to receive fixed doses of 3 or 6 mg cariprazine (n=51) or placebo (n=51) in a double-blind manner for up to 72 weeks. The primary outcome of the study was time to relapse. By the end of the study 49.0% of placebo-treated patients versus 21.6% of

cariprazine-treated patients had a relapse of schizophrenic symptoms. Time to relapse (92 vs. 326 days-based on the 25th percentile) was therefore significantly longer in the cariprazine group than in the placebo group (p=0.009).

Efficacy in predominantly negative symptoms of schizophrenia

The efficacy of cariprazine for the treatment of predominantly negative symptoms of schizophrenia was investigated in a 26-week, multi-centre, double-blind, and active-controlled clinical study. Cariprazine (dose range 3-6 mg, target dose 4.5 mg) was investigated compared to risperidone (dose range 3-6 mg, target dose 4 mg) in patients with persistent, predominant negative symptoms of schizophrenia (n=461). 86% of patients were less than 55 years old, 54% of them were male.

Persistent predominant negative symptoms were defined as symptoms lasting for a period of at least 6 months with high level of negative symptoms and low level of positive symptoms [(PANSS factor score for negative symptoms ≥ 24 , a score of ≥ 4 on a minimum 2 of the 3 PANSS items (N1: flat affect, N4: avolition, and N6: poverty of speech) and PANSS factor score for positive symptoms ≤ 19]. Patients with secondary negative symptoms, such as moderate to severe depressive symptoms and clinically relevant parkinsonism (EPS) were excluded.

Both cariprazine- and risperidone-treated patient groups have shown statistically significant improvement in the change from baseline for the primary efficacy parameter, PANSS factor score for negative symptoms (PANSS-FSNS) (p< 0.001). However, a statistically significant difference (p=0.002) in favour of cariprazine over risperidone was observed from Week 14 onward (Table 7). Both cariprazine- and risperidone-treated patient groups have shown statistically significant improvement in the change from baseline for the secondary efficacy parameter, Personal and Social Performance (PSP) total score (p< 0.001). However, a statistically significant difference (p< 0.001) in favour of cariprazine over risperidone was observed from Week 10 onward (Table 7).

Differences on the Clinical Global Impression Severity (p=0.005) and Improvement (p<0.001) scales, as well as PANSS-FSNS response rates (PANSS FSNS $\geq 30\%$ improvement at Week 26; p= 0.003) were supportive of findings on the primary and secondary efficacy parameters.

Table 7 Summary of results in study RGH-188-005

Efficacy parameter	Cariprazine LS mean	Risperidone LS mean	Estimated treatment difference	95%CI	p-value
PANSS-FSNS at Baseline	27.8	27.5	-	-	-
PANSS-FSNS at Week 26	18.5	19.6	-	-	-
PANSS-FSNS CfB to Week 26	-8.9	-7.4	-1.5	-2.4; -0.5	0.002
Total PSP at Baseline	48.8	48.2	-	-	-
Total PSP at Week 26	64.0	59.7	-	-	-
Total PSP CfB to Week 26	14.3	9.7	4.6	2.7; 6.6	<0.001

CfB= change from baseline

Bipolar I disorder

Manic or mixed episodes associated with bipolar I disorder

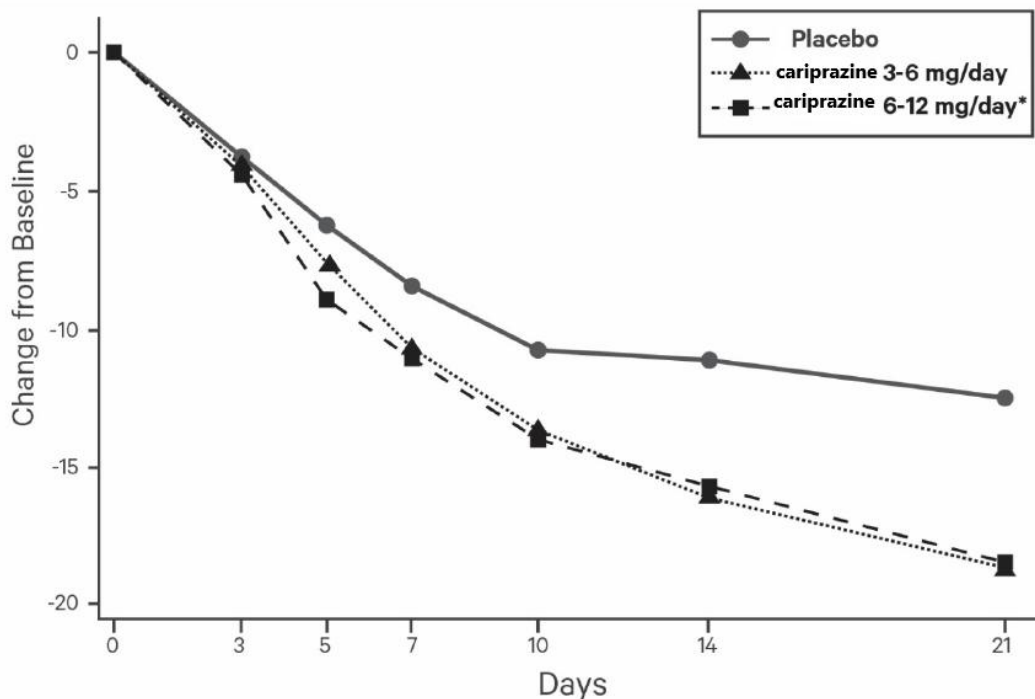
The efficacy of cariprazine in the acute treatment of bipolar mania was established in three, 3-week placebo-controlled trials in patients (mean age of 39 years, range 18 to 65 years; 40% were female; and 48% were Caucasian) who met DSM-IV-TR criteria for bipolar I disorder with manic or mixed episodes with or without psychotic features. In all three trials, cariprazine was superior to placebo.

Young Mania Rating Scale (YMRS) and Clinical Global Impressions-Severity scale (CGI-S) were used as the primary and secondary efficacy measures, respectively, for assessing psychiatric signs and symptoms in each trial:

- The YMRS is an 11-item clinician-rated scale traditionally used to assess the degree of manic symptomatology. YMRS total score may range from 0 to 60 with a higher score reflecting greater severity.
- The CGI-S is validated clinician-related scale that measures the patient’s current illness state and overall clinical state on a 1 (normal, not at all ill) to 7-point (extremely ill) scale.

In each study, the primary endpoint was decrease from baseline in YMRS total score at the end of week 3. The change from baseline for each cariprazine dose group was compared to placebo. The results of the trials are shown in Table 8. The time course of efficacy results is shown in Figure below.

Change from Baseline in YMRS total score by study visit (Study 4)



* The maximum recommended daily dose is 6 mg. Doses above 6 mg daily do not confer increased effectiveness sufficient to outweigh dose-related adverse reactions.

Study 4: In a 3-week, placebo-controlled trial (N = 492) involving two flexible-dose range groups of cariprazine (3 to 6 mg/day or 6 to 12 mg/day), both cariprazine dose groups were superior to placebo on the YMRS total score and the CGI-S. The 6 to 12 mg/day dose group showed no additional advantage.

Study 5: In a 3-week, placebo-controlled trial (N = 235) involving a flexible-dose range of cariprazine (3 to 12 mg/day), cariprazine was superior to placebo on the YMRS total score and the CGI-S.

Study 6: In a 3-week, placebo-controlled trial (N = 310) involving a flexible-dose range of cariprazine (3 to 12 mg/day), cariprazine was superior to placebo on the YMRS total score and the CGI-S.

The efficacy of cariprazine was established at doses ranging from 3 to 12 mg/day. Doses above 6 mg did not appear to have additional benefit over lower doses (Table 8) and there was a dose-related increase in certain adverse reactions. Therefore, the maximum recommended dose is 6 mg/day.

Examination of population subgroups based on age (there were few patients over 55), sex, and race did not suggest any clear evidence of differential responsiveness.

Table 8: Primary Analysis Results from Manic or Mixed Episodes Associated with Bipolar I Disorder Trials

Study Number	Treatment Group (# ITT patients)	Primary Efficacy Endpoint: YMRS Total		
		Mean Baseline Score (SD)	LS Mean Change from Baseline (SE)	Placebo-subtracted Difference ^a (95% CI)
Study 4	Cariprazine (3-6 mg/day)* (n=165)	33.2 (5.6)	-18.6 (0.8)	-6.1 (-8.4, -3.8)
	Cariprazine (6-12 mg/day)* ^b (n=167)	32.9 (4.7)	-18.5 (0.8)	-5.9 (-8.2, -3.6)
	Placebo (n=160)	32.6 (5.8)	-12.5 (0.8)	--
Study 5	Cariprazine (3-12 mg/day)* ^b (n=118)	30.6 (5.0)	-15.0 (1.1)	-6.1 (-8.9, -3.3)
	Placebo (n=117)	30.2 (5.2)	-8.9 (1.1)	--
Study 6	Cariprazine (3-12 mg/day)* ^b (n=158)	32.3 (5.8)	-19.6 (0.9)	-4.3 (-6.7, -1.9)
	Placebo (n=152)	32.1 (5.6)	-15.3 (0.9)	--

ITT: intent-to-treat; SD: standard deviation; SE: standard error; LS Mean: least-squares mean; CI: unadjusted confidence interval
^aDifference (drug minus placebo) in least-squares mean change from baseline
^{*}Doses that are statistically significantly superior to placebo
^bThe maximum recommended daily dose is 6 mg. Doses above 6 mg daily do not confer increased effectiveness sufficient to outweigh dose-related adverse reactions.

Depressive Episodes Associated with Bipolar I Disorder (Bipolar Depression)

The efficacy of cariprazine in the treatment of depressive episodes associated with bipolar I disorder (bipolar depression) was established in one 8-week and two 6-week placebo-controlled trials in patients (mean age of 43 years, range 18 to 65 years; 61% were female; and 75% were Caucasian) who met DSM-IV-TR or DSM-5 criteria for depressive episodes associated with bipolar I disorder.

In each study, the primary endpoint was change from baseline in Montgomery-Asberg Depression Rating Scale (MADRS) total score at the end of Week 6. The MADRS is a 10-item clinician-rated scale with total scores ranging from 0 (no depressive features) to 60 (maximum score). The MADRS total score change from baseline for cariprazine compared to placebo is shown in Table 9 below. The time course of efficacy results of Study 8 is shown in the below Figure. In each study, the cariprazine 1.5 mg dose demonstrated statistical significance over placebo. The secondary endpoint was change from baseline to Week 6 in CGIS. The CGI-S is validated clinician-related scale that measures the patient's current illness state and overall clinical state on a 1 (normal, not at all ill) to 7-point (extremely ill) scale.

Study 7: In an 8-week, placebo-controlled trial (N = 571) involving three-fixed doses of cariprazine (0.75 mg/day, 1.5 mg/day, and 3 mg/day), cariprazine 1.5 mg was superior to placebo at end of Week 6 on the MADRS total score and the CGI-S.

Study 8: In a 6-week, placebo-controlled trial (N = 474) involving two-fixed doses of cariprazine (1.5 mg/day and 3 mg/day), cariprazine 1.5 mg and 3 mg were superior to placebo at end of Week 6 on the MADRS total score.

Study 9: In a 6-week, placebo-controlled trial (N = 478) involving two-fixed doses of cariprazine (1.5 mg/day and 3 mg/day), cariprazine 1.5 mg was superior to placebo at end of Week 6 on the MADRS total score and the CGI-S.

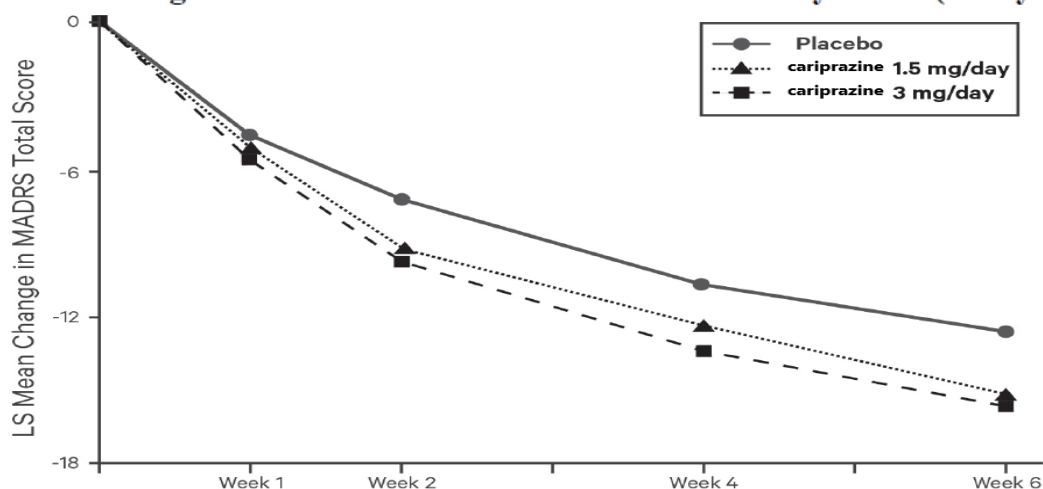
Examination of population subgroups based on age (there were few patients over 55), sex, and race did not suggest any clear evidence of differential responsiveness.

Table 9: Primary Analysis Results from Bipolar Depression Trials

Study Number	Treatment Group (# ITT patients)	Primary Efficacy Endpoint: MADRS Total		
		Mean Baseline Score (SD)	LS Mean Change from Baseline (SE)	Placebo-subtracted Difference ^a (95% CI)
Study 7	Cariprazine (1.5 mg/day)* (n=145)	30.3 (4.4)	-15.1 (0.8)	-4.0 (-6.3, -1.6)
	Cariprazine (3 mg/day) (n=145)	30.6 (4.7)	-13.7 (0.9)	-2.5 (-4.9, -0.1)
	Placebo (n=141)	30.4 (4.6)	-11.1 (0.9)	
Study 8	Cariprazine (1.5 mg/day)* (n=154)	30.7 (4.3)	-15.1 (0.8)	-2.5 (-4.6, -0.4)
	Cariprazine (3 mg/day)* (n=164)	31.0 (4.9)	-15.6 (0.8)	-3.0 (-5.1, -0.9)
	Placebo (n=156)	30.2 (4.4)	-12.6 (0.8)	
Study 9	Cariprazine (1.5 mg/day)* (n=162)	31.5 (4.3)	-14.8 (0.8)	-2.5 (-4.6, -0.4)
	Cariprazine (3 mg/day) (n=153)	31.5 (4.8)	-14.1 (0.8)	-1.8 (-3.9, 0.4)
	Placebo (n=163)	31.4 (4.5)	-12.4 (0.8)	

ITT: intent-to-treat; SD: standard deviation; SE: standard error; LS Mean: least-squares mean; CI: confidence interval
^aDifference (drug minus placebo) in least-squares mean change from baseline
* Doses that are statistically significantly superior to placebo

LS Mean Change from Baseline in MADRS Total Score by Visits (Study 8)



LS Mean: least-squares mean

Adjunctive Treatment of Major Depressive Disorder (MDD)

The efficacy of caiprazine as adjunctive therapy to antidepressants for the treatment of major depressive disorder (MDD) was evaluated in 2 trials in adult patients (mean age of 45 years, range 18 to 65 years; 72% were female; and 85% were Caucasian) who met DSM-IV-TR or DSM-5 criteria for MDD, with or without symptoms of anxiety, who had an inadequate response to 1 to 3 courses of prior antidepressant (ADT) therapy. Inadequate response during antidepressant treatment was defined as less than 50% improvement to antidepressant treatment of adequate dose and adequate duration.

In each study, the primary endpoint was change from baseline to Week 6 (Study 10) or Week 8 (Study 11) in the Montgomery-Asberg Depression Rating Scale (MADRS) total score, a 10-item clinician-rated scale used to assess the degree of depressive symptomatology, with 0 representing no symptoms and 60 representing worst symptoms.

Study 10: In a 6-week, placebo-controlled trial (N = 751) involving two fixed doses of caiprazine (1.5 mg per day or 3 mg per day) + ADT, caiprazine 1.5 mg + ADT was superior to placebo + ADT at end of Week 6 on the MADRS total score. The treatment effect in the caiprazine 3 mg per day + ADT group (vs. placebo + ADT) was not statistically significant.

Study 11: An 8-week, placebo-controlled trial (N = 808) involved flexible doses of caiprazine 1 to 2 mg per day + ADT or 2 to 4.5 mg per day + ADT. Caiprazine 2 to 4.5 mg (mean dose was 2.6 mg) + ADT was superior to placebo + ADT at end of Week 8 on the MADRS total score. The treatment effect in the caiprazine 1 to 2 mg per day + ADT group (vs. placebo + ADT) was not statistically significant.

Results from the primary efficacy parameters for both trials (Studies 10 and 11) are shown in Table 10 below:

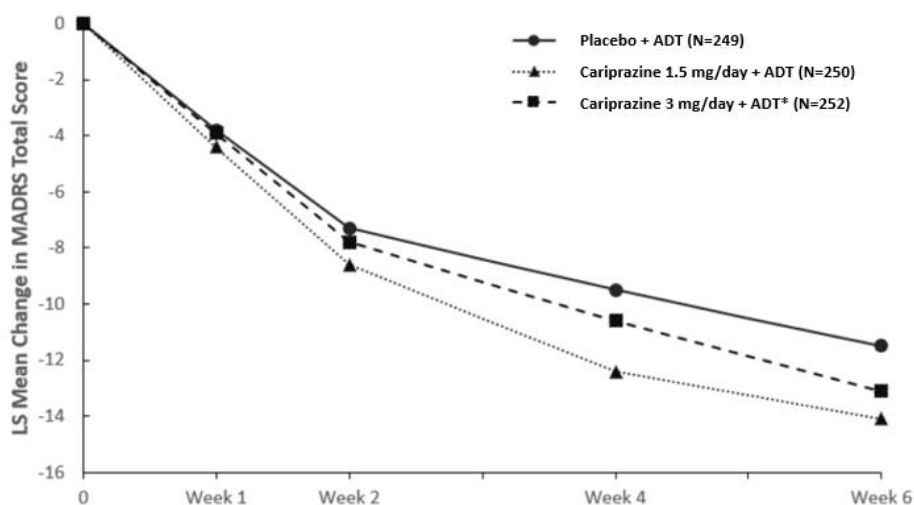
Table 10: Primary Analysis Results from Adjunctive Treatment of Major Depressive Disorder Trials

Study Number	Treatment Group (# ITT patients)	Primary Efficacy Endpoint: MADRS Total Score		
		Mean Baseline Score (SD)	LS Mean Change from Baseline (SE)	Placebo-subtracted Difference ^a (95% CI)
Study 10	Cariprazine (1.5 mg/day) + ADT* (n=250)	32.8 (5.0)	-14.1 (0.7)	-2.5 (-4.2, -0.9)
	Cariprazine (3 mg/day) + ADT (n=252)	32.7 (4.9)	-13.1 (0.7)	-1.5 (-3.2, 0.1)
	Placebo + ADT (n=249)	31.9 (5.7)	-11.5 (0.7)	
Study 11	Cariprazine (1 to 2 mg/day) + ADT (n=273)	29.0 (4.3)	-13.4 (0.5)	-0.9 (-2.4, 0.6)
	Cariprazine (2 to 4.5 mg/day) + ADT* (n=271)	29.3 (4.1)	-14.6 (0.6)	-2.2 (-3.7, -0.6)
	Placebo + ADT (n=264)	28.9 (4.3)	-12.5 (0.5)	
SD: standard deviation; SE: standard error; LS Mean: least-squares mean; CI: unadjusted confidence interval				
*Dosages statistically significantly superior to placebo				
^a Difference (drug minus placebo) in least-squares mean change from baseline				

Examination of population subgroups based on age, sex, and race did not suggest any clear evidence of differential responsiveness.

The below figure shows the time course of response based on the primary efficacy measure (MADRS total score) in Study 10.

LS Mean[‡] Change from Baseline to Week 6 in MADRS Total Score in Adjunctive Treatment of Major Depressive Disorder (Study 10)



Placebo + ADT (N)	249	246	246	238	231
Cariprazine 1.5 mg/day+ADT (N)	250	250	242	237	231
Cariprazine 3 mg/day+ADT* (N)	252	252	245	235	223

‡ LS Mean: least-squares mean

* Dose was not statistically significant.

Paediatric population

Cariprazine is not indicated for children and adolescents aged less than 18 years.

5.2 Pharmacokinetic properties

Cariprazine has two pharmacologically active metabolites with similar activities as cariprazine, desmethyl cariprazine (DCAR) and didesmethyl cariprazine (DDCAR). Total cariprazine (sum of cariprazine + DCAR and DDCAR) exposure approaches 50% of steady state exposure in ~1 week of daily dosing while 90% of steady state is achieved in 3 weeks. At steady state, exposure to DDCAR is approximately two to three-fold higher than to cariprazine, and exposure to DCAR is approximately 30% of cariprazine exposure.

Absorption

Absolute bioavailability of cariprazine is unknown. Cariprazine is well absorbed after oral administration. Following multiple-dose administration, peak plasma concentrations for cariprazine and the major active metabolites generally occur at approximately 3-8 hours post dose.

Administration of a single dose of 1.5 mg cariprazine with a high-fat meal (900 to 1,000 calories) did not significantly affect the C_{max} or AUC of cariprazine ($AUC_{0-\infty}$ increased by 12%, C_{max} decreased by < 5% under fed condition versus fasting). The effect of food on the exposure of the metabolites DCAR and DDCAR was also minimal.

Cariprazine can be administered with or without food.

Distribution

Based on a population pharmacokinetic analysis, the apparent volume of distribution (V/F) was 916 L for cariprazine, 475 L for DCAR and 1,568 L for DDCAR, indicating extensive distribution of cariprazine and its major active metabolites. Cariprazine and its major active metabolites are highly

bound (96 to 97% for CAR, 94% to 97% for DCAR and 92% to 97% for DDCAR) to plasma proteins.

Biotransformation

The metabolism of cariprazine involves demethylation (DCAR and DDCAR), hydroxylation (hydroxy cariprazine, HCAR) and a combination of demethylation and hydroxylation (hydroxy desmethyl cariprazine, HDCAR and hydroxy didesmethyl cariprazine, HDDCAR). The metabolites of HCAR, HDCAR, and HDDCAR are subsequently biotransformed to their corresponding sulfate and glucuronide conjugates. An additional metabolite, desdichlorophenyl piperazine cariprazine (DDCPPCAR) acid, is produced by dealkylation and subsequent oxidation of cariprazine.

Cariprazine is metabolized by CYP3A4 and, to a lesser extent, by CYP2D6, to DCAR and HCAR. DCAR is further metabolized by CYP3A4 and to a lesser extent by CYP2D6 into DDCAR and HDCAR. DDCAR is further metabolised to HDDCAR by CYP3A4.

Cariprazine and its major active metabolites are not substrates of P-glycoprotein (P-gp), the organic anion transporting polypeptide 1B1 and 1B3 (OATP1B1 and OATP1B3), and the breast cancer resistance protein (BCRP). This suggests that an interaction of cariprazine with inhibitors of P-gp, OATP1B1, OATP1B3 and BCRP is unlikely.

Elimination

Elimination of cariprazine and its major active metabolites is mainly through hepatic metabolism. Following administration of 12.5 mg/day cariprazine to patients with schizophrenia, 20.8% of the dose was excreted in urine as cariprazine and its metabolites.

Unchanged cariprazine is excreted by 1.2% of the dose in urine and 3.7% of the dose in faeces.

The mean terminal half-life (1 to 3 days for cariprazine and DCAR and 13 to 19 days for DDCAR) is not predictive of time to reach steady state or plasma concentration decline after treatment discontinuation. For the management of patients treated with cariprazine, the effective half-life is more relevant than the terminal half-life. The effective (functional) half-life is ~ 2 days for cariprazine and DCAR, 8 days for DDCAR and is ~1 week for total cariprazine. The plasma concentration of total cariprazine will gradually decline following dose discontinuation or interruption. The plasma concentration of total cariprazine decreases by 50% in ~1 week and greater than 90% decline in total cariprazine concentration occurs in ~3 weeks.

Linearity

After repeated administration plasma exposure of cariprazine and its two major active metabolites, desmethyl cariprazine (DCAR) and didesmethyl cariprazine (DDCAR), increases proportionally over the therapeutic dose range of 1.5 to 6 mg.

Special populations

Renal impairment

Population pharmacokinetic modelling was performed using data from patients enrolled in the schizophrenia cariprazine clinical program with differing levels of renal function, including normal renal function (creatinine clearance (CrCl) \geq 90 mL/min), as well as mild (CrCl 60 to 89 mL/min) and moderate (CrCl 30 to 59 mL/min) renal impairment. No significant relationship was found between cariprazine plasma clearance and creatinine clearance.

Cariprazine has not been evaluated in patients with severe (CrCl < 30 mL/min) renal impairment (see section 4.2).

Hepatic impairment

A 2-part study (a single dose of 1 mg cariprazine [Part A] and a daily dose of 0.5 mg cariprazine for 14 days [Part B]) was conducted in patients with varying degrees of impaired hepatic function (Child-Pugh Classes A and B). Compared to healthy subjects, patients with either mild or moderate hepatic impairment had up to approximately 25% higher exposure (C_{max} and AUC) for cariprazine and up to approximately 45% lower exposure for the major active metabolites, desmethyl cariprazine and didesmethyl cariprazine, following the single dose of 1 mg cariprazine or 0.5 mg cariprazine for 14 days.

The total active moiety (CAR+DCAR+DDCAR) exposure (AUC and C_{max}) decreased by 21-22% and 13-15% in mild or moderate hepatic impairment (HI), respectively, compared to healthy subjects if unbound + bound concentrations were considered, while for unbound total moiety a decrease of 12-13% and an increase of 20-25% were calculated in mild HI patients and in moderate HI patients, respectively, after multiple dosing of cariprazine.

Cariprazine has not been evaluated in patients with severe hepatic impairment (Child-Pugh Class C) (see section 4.2).

Age, gender and race

In the population PK analysis there were no clinically relevant differences in the PK parameters (AUC and C_{max} of the sum of cariprazine and its major active metabolites) based on age, gender and race. This analysis included 2,844 patients of different races, involving 536 patients between the ages of 50 and 65. Of the 2,844 patients 933 were female (see section 4.2). In elderly patients above 65 years of age data are limited.

Smoking status

Because cariprazine is not a substrate for CYP1A2, smoking is not expected to have an effect on the pharmacokinetics of cariprazine.

Potential for cariprazine to affect other medicinal products

Cariprazine and its major active metabolites did not induce CYP1A2, CYP2B6 and CYP3A4 enzymes and were not inhibitors of CYP1A2, CYP2A6, CYP2B6, CYP2C8, CYP2C9, CYP219, CYP2D6, CYP2E1 and CYP3A4 *in vitro*. Cariprazine and its major active metabolites are not inhibitors of transporters OATP1B1, OATP1B3, BCRP, organic cation transporter 2 (OCT2), and organic anion transporters 1 and 3 (OAT1 and OAT3) *in vitro*. DCAR and DDCAR were not inhibitors of transporter P-gp although cariprazine was a P-gp inhibitor in the intestine (see section 4.5).

5.3 Preclinical safety data

Cariprazine caused bilateral cataract and secondary retinal changes (retinal detachment and cystic degeneration) in the dog. The exposure (AUC of total cariprazine) at the no-observed-adverse-effect-level (NOAEL) for ocular toxicity is 4.2-fold the clinical AUC exposure at the maximal recommended human dose (MRHD) of 6 mg/day. Increased incidence of retinal degeneration/atrophy was observed in albino rats in the 2-year study at clinically relevant exposures.

Phospholipidosis was observed in the lungs of rats, dogs, and mice (with or without inflammation) and in the adrenal gland cortex of dogs at clinically relevant exposures. Inflammation was observed in the lungs of dogs dosed for 1 year with a NOAEL at AUC exposures 2.7 (males) and 1.7 (females) times the clinical exposure at the MRHD. No inflammation was observed at the end of 2-month drug-free period at an exposure 4.2 times the clinical exposure at the MRHD; however, inflammation was still present at higher doses.

Hypertrophy of the adrenal gland cortex was observed at 4.1 times the clinical exposure at the MRHD in rats (females only) and at clinically relevant total cariprazine plasma concentrations in mice. In dogs, reversible hypertrophy/hyperplasia and vacuolation/vesiculation of the adrenal gland cortex were observed with a NOAEL 4.2 times the clinical exposure at the MRHD.

In female rats, lower fertility and conception indices were observed at clinically relevant exposures based on mg/m^2 body surface area. No effects on male fertility were noted at exposures up to 4.3 times the clinical exposure at the MRHD.

Administration of cariprazine to rats during the period of organogenesis caused malformations, lower pup survival, and developmental delays at drug exposures less than the human exposure at the MRHD of 6 mg/day. In rabbits, cariprazine caused maternal toxicity, but no foetal toxicity at exposures 5.8 times the clinical exposure at the MRHD.

Administration of cariprazine to pregnant rats during the period of organogenesis, throughout pregnancy and lactation at clinically relevant exposures decreased postnatal survival, birth weight, and post-weaning body weight of first generation pups. In addition, pale, cold bodies and developmental delays (renal papillae not developed/underdeveloped and decreased auditory startle response in males) were observed in the absence of maternal toxicity. Reproductive performance of the first generation pups was unaffected; however, second generation pups also had similar clinical signs and lower body weight.

Cariprazine and its metabolites were excreted in milk of rats during lactation.

6. PHARMACEUTICAL PARTICULARS

6.1 List of excipients

Reagila 1.5

Starch pregelatinized (maize), gelatine, titanium dioxide (E 171), magnesium stearate, black ink (black iron oxide (E 172), shellac, propylene glycol, potassium hydroxide)

Reagila 3

Starch pregelatinized (maize), gelatine, magnesium stearate, titanium dioxide (E 171), yellow iron oxide (E 172), brilliant blue FCF (E 133), allura red AC (E 129), black ink (black iron oxide (E 172), shellac, propylene glycol, potassium hydroxide)

Reagila 4.5

Starch pregelatinized (maize), gelatine, magnesium stearate, titanium dioxide (E 171), yellow iron oxide (E 172), brilliant blue FCF (E 133), allura red AC (E 129), white ink (shellac, titanium dioxide (E 171), propylene glycol, simeticone)

Reagila 6

Starch pregelatinized (maize), gelatine, titanium dioxide (E 171), magnesium stearate, allura red AC (E 129), brilliant blue FCF (E 133), black ink (black iron oxide (E 172), shellac, propylene glycol, potassium hydroxide)

6.2 Incompatibilities

Not applicable.

6.3 Shelf life

The expiry date of the product is indicated on the packaging materials

6.4 Special precautions for storage

Store below 25°C in the outer package in order to protect from light.

6.5 Nature and contents of container

Transparent hard PVC/PE/PVDC blister heat-sealed with hard aluminium foil backing packed in folded carton box.

Reagila 1.5 and Reagila 3 hard capsules

Cartons contain 14 or 30 hard capsules.

Reagila 4.5 and Reagila 6 hard capsules

Cartons contain 30 hard capsules.

Not all pack sizes may be marketed.

6.6 Special precautions for disposal

Any unused medicinal product or waste material should be disposed of in accordance with local requirements.

7. MARKETING AUTHORISATION HOLDER

Dexcel Ltd.
1 Dexcel Street,
Or Akiva 3060000,
Israel

8. MARKETING AUTHORISATION NUMBER(S)

Reagila 1.5: 163-54-35920-00

Reagila 3: 163-55-35921-00

Reagila 4.5: 163-56-35922-00

Reagila 6: 163-57-35923-00

Revised in December 2024 according to MOH guidelines.