

PATIENT PACKAGE INSERT IN ACCORDANCE WITH THE PHARMACISTS' REGULATIONS (PREPARATIONS) – 1986

The medicine is dispensed with a doctor's prescription only

Name of the medicine, its form and strength **STELARA® 45 mg Vial, Solution for Injection**

STELARA® Pre-filled Syringe, 45 mg

STELARA® Pre-filled Syringe, 90 mg

Active ingredient and its quantity:

Each vial contains:
Ustekinumab 45 mg/0.5 ml
Each 0.5 ml pre-filled syringe contains:
Ustekinumab 45 mg
Each 1 ml pre-filled syringe contains:
Ustekinumab 90 mg

Inactive and allergenic ingredients in the preparation – see section 6 "Further Information".

Read the leaflet carefully in its entirety before using the medicine. This leaflet contains concise information about the medicine. If you have further questions, refer to the doctor or pharmacist.

This medicine has been prescribed to treat you. Do not pass it on to others. It may harm them even if it seems to you that their medical condition is similar.

1. WHAT IS THE MEDICINE INTENDED FOR?

STELARA is used to treat the following inflammatory diseases:

- Psoriasis – in adults and in children from the age of 12 and older.
- Psoriatic arthritis – in adults.
- Moderate to severe Crohn's disease – in adults.
- Moderate to severe ulcerative colitis – in adults.

Psoriasis

Psoriasis is a skin condition that causes inflammation affecting the skin and nails. STELARA reduces the inflammation and other signs of the disease.

STELARA is used to treat adults with moderate to severe psoriasis, who cannot receive treatment with ciclosporin, methotrexate or phototherapy, or when these treatments did not have an effect.

STELARA is used to treat children and adolescents aged 12 years and older with moderate to severe psoriasis who are unable to tolerate phototherapy or other systemic therapy or if these treatments did not have an effect.

Psoriatic arthritis

Psoriatic arthritis is an inflammatory disease of the joints, usually accompanied by psoriasis. If you have active psoriatic arthritis, you will first be treated with other medicines. If you do not respond well enough to these medicines, you may be given STELARA to:

- Reduce the signs and symptoms of your disease.
- Improve your physical function.
- Slow down the damage to your joints.

Crohn's disease

Crohn's disease is an inflammatory disease of the bowel. If you have Crohn's disease, you will first be treated with other medicines. If you do not respond well enough or are intolerant to other medicines, you may be given STELARA to reduce the signs and symptoms of your disease.

Ulcerative colitis

Ulcerative colitis is an inflammatory bowel disease. If you are suffering from ulcerative colitis, you will first be treated with other medicines. If you do not respond well enough or are intolerant to other medicines, you may be given STELARA to reduce the signs and symptoms of your disease.

Therapeutic group: Interleukin inhibitors

STELARA contains the active ingredient ustekinumab, which is a monoclonal antibody. Monoclonal antibodies are proteins that recognize and bind specifically to certain proteins in the body. STELARA belongs to a group of medicines called "immunosuppressants". These medicines work by weakening part of the immune system.

2. BEFORE USING THE MEDICINE

Do not use the medicine if:

- You are sensitive (allergic) to the active ingredient or to any of the additional ingredients contained in the medicine that are listed in section 6.
 - You are suffering from an active infectious disease which your doctor thinks is important.
- If you are unsure if the above applies to you, consult the doctor or pharmacist before you start using STELARA.

Special warnings regarding use of the medicine:

Talk to the doctor before you start using STELARA. The doctor will check your condition before each treatment. Tell the doctor about any illness you have before each treatment. Also, tell the doctor if you have recently been near anyone who might have tuberculosis. The doctor will examine you and do a test for tuberculosis before starting STELARA treatment. If the doctor thinks you are at risk of tuberculosis, he may give you medicinal treatment.

Look out for serious side effects

STELARA can cause serious side effects, including allergic reactions and infections. Look out for certain signs of illness during the course of treatment with STELARA. See "Serious side effects" in section 4 for a full list of these signs.

Before treatment with STELARA tell the doctor:

- **If you ever had an allergic reaction to STELARA.** If you are not sure, ask the doctor.
- **If you have ever had any type of cancer** – since immunosuppressants like STELARA weaken part of the immune system. This may increase the risk of cancer.
- **If you have or have recently had an infection.**
- **If you have any changes in lesions or new lesions** within psoriasis areas or on healthy skin.
- **If you have ever had an allergy to latex or to a STELARA injection:** The pre-filled syringe contains latex rubber, which may cause a serious allergic reaction in people who are sensitive to latex. See "Serious side effects" in section 4 for symptoms of an allergic reaction.
- **If you are receiving any other treatment for psoriasis and/or psoriatic arthritis,** such as another immunosuppressant or phototherapy (treatment with a type of UV light). These treatments may also weaken part of the immune system. These treatments in combination with STELARA have not been studied. However, such treatment may increase the risk of diseases related to a weaker immune system.
- **If you are receiving or have ever received injections to treat allergies** – it is not known if STELARA may affect these.
- **If you are 65 years of age or over** – you may be more likely to get infections.
- In any case, if you are not sure about your medical condition, consult the doctor before receiving treatment.

Children and adolescents

STELARA is not intended for treatment of psoriasis in children under 12 years of age and for psoriatic arthritis, Crohn's disease or ulcerative colitis in children under 18 years of age, since it was not tested in this age group.

Drug interactions:

If you are taking, or have recently taken, other medicines, including non-prescription medicines, nutritional supplements and vaccines, tell the doctor or pharmacist. In particular if you are taking:

- If you have recently received a vaccination or are due to receive a vaccination. Do not receive certain vaccinations (that contain a live vaccine) during the course of treatment with STELARA.

Pregnancy and breastfeeding

It is preferable to avoid the use of STELARA during pregnancy. The effect of STELARA on pregnant women is not known. If you are a woman of childbearing potential, avoid becoming pregnant by using adequate contraception during treatment with STELARA, and for at least 15 weeks after the last STELARA treatment.

Tell your doctor if you are pregnant, think you may be pregnant or are planning to become pregnant.

Tell your doctor if you are breastfeeding or are planning to breastfeed. You and your doctor should decide if you should breastfeed or use STELARA. Do not do both together.

Driving and using machines

STELARA does not affect or only negligibly affects the ability to drive and operate machinery.

Important information about some of the ingredients of the medicine

The medicine contains sucrose.

Sucrose content:
In the STELARA 45 mg syringes and in vials containing 45 mg – 38 mg sucrose.
In STELARA 90 mg syringes – 76 mg sucrose.

3. HOW SHOULD THE MEDICINE BE USED?

STELARA is intended for use according to the instructions and under the supervision of a doctor experienced in treating conditions for which STELARA is intended.

Always use the medicine in accordance with the doctor's instructions.

Check with the doctor or pharmacist if you are uncertain regarding the medicine dosage and treatment regimen.

Speak to the doctor about the injection administration and check-up schedules.

The dosage, frequency of treatment and treatment regimen will be determined by the doctor only.

The usual dosage is generally:

Adults over 18 years of age:

Psoriasis or psoriatic arthritis

- The recommended starting dose is 45 mg STELARA. Patients who weigh more than 100 kilograms (kg) may start on a dose of 90 mg instead of 45 mg.
- After receiving the starting dose, you will be given the second dose 4 weeks later, and then every 12 weeks. The following doses are usually the same as the starting dose.

Crohn's disease or ulcerative colitis

- During treatment, the first dose of approximately 6 mg/kg will be given by the attending doctor via an intravenous infusion in your arm. After receiving the starting dose, you will receive the next dose of 90 mg STELARA by an injection under the skin (subcutaneously) after 8 weeks, and then every 12 weeks thereafter.
- After receiving the first subcutaneous injection, some patients may receive 90 mg STELARA every 8 weeks. Your doctor will decide when you should get your next injection.

Children and adolescents aged 12 years or older

Psoriasis

- The doctor will work out the right dose for you, including the amount (volume) of STELARA to be injected that contains this dose. The right dose depends on your body weight at the time it is given.
- The STELARA 45 mg vial can be used for children who need less than a full 45 mg dose.
- If you weigh less than 60 kg, the recommended dose is 0.75 mg STELARA per kg body weight.
- If you weigh between 60-100 kg, the recommended dose is 45 mg STELARA.
- If you weigh more than 100 kg, the recommended dose is 90 mg STELARA.
- After receiving the first dose, and then every 12 weeks.

Do not exceed the recommended dose.

How STELARA is given:

- STELARA is given as an injection under the skin.
 - At the beginning of treatment, a nurse or healthcare professional can inject the medicine.
 - However, if you decide with your doctor that you can inject STELARA on your own, you will have to undergo training on how to inject the medicine yourself.
 - For instructions on how to inject STELARA, see "Instructions for use" at the end of the leaflet.
- Consult a doctor if you have questions about how to self-inject the medicine.

If you accidentally take a higher dosage:
Contact the doctor or pharmacist immediately. Bring the outer package of the medicine with you, even if it is empty.

If you forget to take the medicine:

Contact the doctor or pharmacist if you have forgotten to inject a dose of STELARA. Do not inject two doses, or more than the required dose, to compensate for a forgotten dose.

Adhere to the treatment regimen as recommended by the doctor.

If you stop taking the medicine:

It is not dangerous to stop STELARA treatment. However, stopping treatment may lead to a recurrence of the signs of the disease. Consult the doctor if you are interested in discontinuing treatment.

Even if there is an improvement in your health, do not stop treatment with the medicine without consulting the doctor or pharmacist.

Do not take medicines in the dark! Check the label and the dose each time you take medicine. Wear glasses if you need them.

If you have further questions regarding use of the medicine, consult the doctor or pharmacist.

4. SIDE EFFECTS

As with any medicine, use of STELARA may cause side effects in some users. Do not be alarmed when reading the list of side effects. You may not suffer from any of them.

Serious side effects – some patients may suffer from serious side effects that require urgent treatment.

(X) Allergic reaction – may require urgent treatment. Inform the doctor immediately or proceed to an emergency room to receive urgent medical treatment if you notice any of the following signs:

Severe allergic reaction (anaphylaxis) is rare in patients treated with STELARA (and may occur in 1-10 in 10,000 users). Signs include:

- Difficulty in breathing or swallowing
- Low blood pressure that may cause dizziness or light-headedness
- Swelling of the face, lips, mouth or throat
- Common signs of allergic reaction include skin rash and hives (which can occur in 1-10 in 100 users)

In rare cases, a pulmonary allergic reaction or lung inflammation was reported in patients being treated with STELARA. Tell the doctor immediately if symptoms, such as cough, shortness of breath and fever, start to develop.

If you experience a severe allergic reaction, the doctor may decide that you can no longer use STELARA.

(X) Infections – these may require urgent treatment. Inform the doctor immediately if you notice any of the following signs:

- Infections of the nose or throat and common cold occur frequently (common) (can occur in 1-10 in 100 users)
- Inflammation in the chest is uncommon (can occur in 1-10 in 1,000 users)
- Inflammation of the tissue under the skin (cellulitis) is uncommon (can occur in 1-10 in 1,000 users)
- Shingles (a type of painful rash with blisters) are uncommon (can occur in 1-10 in 1,000 users)

STELARA may weaken the body's ability to fight infections and certain infections may worsen. While using STELARA, monitor for symptoms of infection. The symptoms include:

- Fever, flu-like symptoms, night sweats
- Feeling tired, shortness of breath, persistent cough
- Hot, red and painful skin or painful rash with blisters
- A burning sensation when urinating
- Diarrhea

Inform the doctor immediately if you notice any symptoms of infection. These can be symptoms of infection such as infection of the breast, skin or shingles, which may have serious complications. Inform the doctor if you have an infection that does not go away or keeps coming back. Your doctor may decide that you should not use STELARA until the infection goes away. In addition, tell the doctor if you have open cuts or sores on your skin, since they may become infected.

(X) Shedding of skin – increase in redness and shedding of the skin over large areas of the body may be symptoms of erythrodermic psoriasis or exfoliative dermatitis, which are serious skin conditions. Inform the doctor immediately if you notice these signs.

Additional side effects:

Common side effects

Effects that occur in 1-10 in 100 users

- Diarrhea
- Nausea
- Vomiting
- Tiredness
- Dizziness
- Headache
- Itching (pruritus)
- Back pain, muscle or joint pain
- Sore throat
- Reddening and pain at the injection site
- Sinus infection

Uncommon side effects

Effects that occur in 1-10 in 1,000 users

- Tooth infections
- Vaginal yeast infection
- Depression
- Blocked nose or nasal congestion
- Bleeding, bruising, hardening of the skin, swelling and itching/stinging at the injection site
- Weakness
- Drooping eyelid and muscle weakness on one side of the face (facial paralysis, Bell's palsy) – this effect is usually temporary
- A change in psoriasis with reddening and new small yellow- or white-colored blisters, sometimes accompanied by fever (pustular psoriasis)
- Skin exfoliation
- Acne

Rare side effects

Effects that occur in 1-10 in 10,000 users

- Redness and shedding of skin over large areas of the body, which may be itchy or painful (exfoliative dermatitis). Similar symptoms sometimes develop as a natural change in the type of psoriasis symptoms (erythrodermic psoriasis).
- Inflammation of small blood vessels, which can lead to a skin rash with small red or purple bumps, fever or joint pain (vasculitis)

If a side effect occurs, if one of the side effects worsens, or if you suffer from a side effect not mentioned in the leaflet, consult with the doctor.

Reporting side effects

Side effects can be reported to the Ministry of Health by clicking on the link "Report Side Effects of Drug Treatment" found on the Ministry of Health homepage (www.health.gov.il) that directs you to the online form for reporting side effects, or by entering the link: <https://sideeffects.health.gov.il/>

5. HOW SHOULD THE MEDICINE BE STORED?

- Avoid poisoning! This medicine and any other medicine should be kept in a safe place out of the reach and sight of children and/or infants in order to avoid poisoning. Do not induce vomiting unless explicitly instructed to do so by the doctor.

Do not use the medicine:

- After the expiry date (Exp. Date) that appears on the package. The expiry date refers to the last day of that month.
- If the liquid has become discolored, cloudy, or foreign particles can be seen floating in it (see section 6: "What the medicine looks like and the contents of the package").
- If you know or think that the medicine may have been exposed to extreme temperatures (such as mistakenly frozen or heated).
- If the preparation was vigorously shaken.

Storage conditions:

- Store refrigerated (2°C-8°C); do not freeze.
- Store in the original package to protect from light.
- If needed, individual STELARA pre-filled syringes may also be stored at room temperature up to 30°C for a maximum single period of up to 30 days in the original carton in order to protect from light. Record the date when the pre-filled syringe was first removed from the refrigerator in the designated space on the outer carton. The date of discard into a designated container must not be later than the expiry date printed on the carton. If the syringe has been stored at room temperature (up to 30°C), do not return it to the refrigerator.
- Discard the syringe into a designated container if not used within 30 days at room temperature storage or by the original expiry date, whichever is earlier.
- Do not shake STELARA. Prolonged and vigorous shaking may damage the medicine.

6. FURTHER INFORMATION

In addition to the active ingredient, the medicine also contains:

Sucrose, L-histidine, Polysorbate 80, Water for injection.

What the medicine looks like and the contents of the package:

STELARA is a clear to slightly opalescent (having a pearl-like shine) and colorless to slightly yellow liquid for injection. The liquid may contain a few small, partly clear or white particles of protein.

Each box contains one pre-filled syringe/one vial.

Package sizes:
1 vial containing 45 mg/0.5 ml ustekinumab
1 pre-filled syringe containing 45 mg/0.5 ml ustekinumab
1 pre-filled syringe containing 90 mg/1 ml ustekinumab

Importer and Registration Holder: J-C Health Care Ltd., Kibbutz Shefayim 6099000, Israel.

Instructions for use of the pre-filled STELARA syringe (hereinafter "syringe"):

At the beginning of treatment, you will be assisted by the medical staff for the first injection. However, if you decide with your doctor that you can self-inject STELARA, you will undergo training on how to inject the medicine yourself. Consult a doctor if you have questions regarding self-injection.

- Do not mix STELARA with other liquids for injection.
- Do not shake the STELARA syringe. Vigorous and prolonged shaking may damage the product. If the product was shaken vigorously, do not use it.

STELARA syringe does not contain preservatives, and therefore, do not use any unused solution remaining in the syringe after the injection. STELARA syringe is a sterile, single-use product.

Figure 1 shows what the syringe looks like.

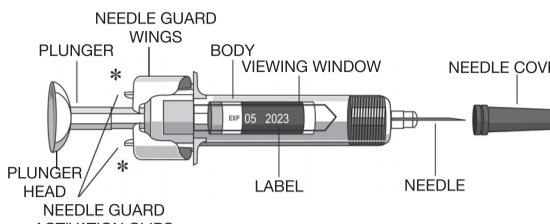


Figure 1

1. Check the number of syringes and prepare the necessary materials:

- Preparing the syringe for use
- Take the syringe out of the refrigerator. Let the syringe stand outside of the box for about half an hour, so that the liquid in it will reach a comfortable temperature for injection (room temperature). Do not remove the syringe's needle cover while allowing it to reach room temperature.
 - Hold the pre-filled syringe by the body of the syringe, with the covered needle pointing upward.
 - Do not touch the plunger head, plunger, needle guard wings, or needle cover.
 - Do not pull back on the plunger at any time.
 - Do not remove the needle cover from the syringe until instructed to do so.
 - Do not touch the needle guard activation clips (marked by asterisks in Figure 1) to prevent prematurely covering the needle with the needle guard.

Check the syringe to make sure that:

- The number of syringes and their strengths are correct:
 - If you have to inject 45 mg, use one 45 mg STELARA syringe.
 - If you have to inject 90 mg, you may use one 90 mg pre-filled STELARA syringe or use two 45 mg STELARA syringes. In the second case, you will have to inject yourself with two injections. Choose 2 different areas on the body (e.g., one injection in the right thigh and the other in the left thigh) and inject one injection after the other.
- It is the right medicine.
- It has not passed its expiry date.
- The syringe is not damaged.
- The solution in the syringe is clear to slightly opalescent (having a pearl-like shine) and colorless to light yellow and may contain a few small translucent or white particles of protein, which is not unusual for proteinaceous solutions.
- The solution in the syringe is not discolored or cloudy and does not contain any foreign particles.
- The solution in the syringe is not frozen.

Prepare all the necessary supplies in advance and lay out on a clean surface. This includes an antiseptic wipe, a cotton ball or gauze pad, and a sharps container.

2. Choose and prepare the intended injection site:

Choose an injection site (Figure 2):

- STELARA is given as a subcutaneous injection.
- Good sites for injection are the upper part of the thigh and around the belly, at a distance of at least five cm from the navel.
- Avoid, as much as possible, injecting into skin affected with psoriasis.
- If a healthcare professional or a caregiver is giving you the injection, he/she may also choose the upper part of the arm.

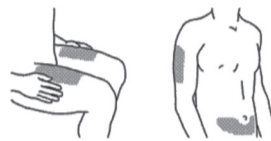


Figure 2

Areas in gray are recommended injection sites

Prepare the injection site:

- Wash your hands very well with soap and warm water.
- Wipe the injection site on the skin with an antiseptic wipe.
- Do not touch this area again before giving the injection.

3. Remove the needle cover (Figure 3):

- The needle cover should not be removed until you are ready to inject the dose.
- Pick up the pre-filled syringe, hold the body of the syringe with one hand.
- Pull the needle cover straight off and throw it away. Do not touch the plunger while you do this.

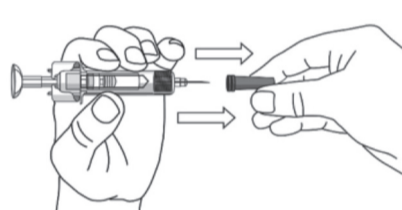


Figure 3

- You may notice an air bubble in the syringe or a drop of liquid at the end of the needle. These are both normal and do not need to be removed.
- Do not touch the needle or allow it to touch any surface.
- Do not use the syringe if it is dropped without the needle cover in place. If this happens, contact your doctor or pharmacist.
- Inject the dose promptly after removing the needle cover.

4. Inject the dose:

- Hold the syringe with one hand, between the index and middle fingers, and place the thumb on top of the plunger head. Use the other hand to gently pinch the cleaned skin between your thumb and index finger. Do not squeeze the skin tightly.
- Do not pull back on the plunger at any time.
- In one quick motion, insert the needle into the skin fold, as far as it will go (Figure 4).

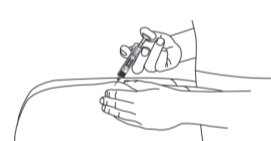


Figure 4

- Inject all of the medication by pushing in the plunger until the plunger head is completely between the needle guard wings (Figure 5).



Figure 5

- When the plunger is pushed as far as it will go, continue pressing on the plunger head, take out the needle and let go of the skin (Figure 6).



Figure 6

- Slowly take your thumb off the plunger head to allow the empty syringe to move up until the entire needle is covered by the needle guard (Figure 7).

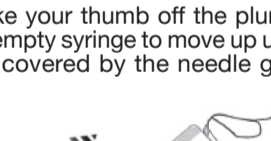


Figure 7

5. After the injection:

- After the injection, press an antiseptic wipe over the injection site for a few seconds.
- You may notice a small amount of blood or liquid at the injection site; this is normal.
- You may place a cotton ball or gauze pad over the injection site and hold it there for ten seconds.
- Do not rub the injection site. If necessary, place an adhesive bandage over the area.

6. Disposal:
Used syringes and needles should be disposed of in a sharps container. For your safety and health and for the safety of others, it is **absolutely forbidden** to re-use needles and syringes.

Empty vials, antiseptic wipes and other supplies can be disposed of in the garbage.

Dispose of the empty syringe into a sharps container (Figure 8).



Figure 8

If you have to inject a dose of 90 mg and you have two 45 mg syringes to self-inject, inject the contents of the second syringe immediately after administering the first injection. Choose a different site for the second injection.

Instructions for use for injecting STELARA from a vial:

At the beginning of treatment, you will be assisted by the medical staff for the first injection. However, if you and your doctor decide that you can self-inject STELARA, you will undergo training on how to inject the medicine yourself. If you have questions about self-injecting, consult a doctor.

- Do not mix STELARA with other liquids for injection.
- Do not shake the STELARA vial. Vigorous shaking may damage the product. If the product was vigorously shaken, do not use it.

STELARA vial does not contain preservatives, and therefore, do not use any unused solution remaining in the vial after the injection. STELARA vial is a sterile, single-use product.

1. Check the number of vials and prepare the necessary materials:

Take the vial out of the refrigerator. Allow the vial to stand at room temperature for approximately half an hour so that the liquid inside can reach a temperature comfortable for injection (room temperature).

Check the label(s) to make sure that:

- The number of vials and their strengths are correct:
 - If you have to inject 45 mg or less, use one 45 mg STELARA vial.
 - If you have to inject 90 mg, use two