

Patient leaflet in accordance with the Pharmacists' Regulations (Preparations) - 1986

This medicine is dispensed with a doctor's prescription only

Voxzogo 0.4 mg
Voxzogo 0.56 mg
Voxzogo 1.2 mg

Powder and solvent for solution for injection

Active ingredient and quantity:

Voxzogo 0.4 mg:

Each vial of powder contains 0.4 mg of vosoritide

Voxzogo 0.56 mg:

Each vial of powder contains 0.56 mg of vosoritide

Voxzogo 1.2 mg:

Each vial of powder contains 1.2 mg of vosoritide

Inactive ingredients and allergens – See section 6 “Additional information”.

Read the entire leaflet carefully before you start using this medicine.

This leaflet contains concise information about this medicine. If you have any further questions, consult your doctor or pharmacist.

This medicine has been prescribed for your treatment. Do not pass it on to others. It may harm them, even if it seems to you that their medical condition is similar to yours.

1. What is this medicine intended for?

The product is approved indicated only in achondroplasia which is caused by mutations in the FGFR3-gene as confirmed by genetic testing.

Voxzogo contains the active substance vosoritide. It is similar to a protein in the body called C type natriuretic peptide (CNP). Vosoritide is made by recombinant technology involving bacteria that have been modified to include the gene for producing the protein.

This medicine is used for the treatment of achondroplasia in paediatric patients whose bones are still growing. Achondroplasia is a genetic condition that affects growth of almost all bones in the body including the skull, spine, arms and legs resulting in very short stature with a characteristic appearance.

The active substance in Voxzogo works directly on the growth points of bones to promote new bone growth.

Therapeutic group: Drugs for treatment of bone diseases, other drugs affecting bone structure and mineralisation.

2. Before using this medicine

Do not use this medicine if:

- if you are allergic to vosoritide or any of the other ingredients of this medicine (listed in section 6).

Special warnings about using this medicine.

Talk to your doctor before using Voxzogo if:

- You or your child have significant heart disease or blood pressure problems.
- You or your child are taking or have recently taken medicines that lower blood pressure.

If any of these applies to you or your child or you are unsure, talk to the doctor before using Voxzogo.

Blood pressure effects

Voxzogo can lower blood pressure. As a result, you may feel dizzy, nauseous, or tired. Blood pressure usually returns to normal within 90 minutes of Voxzogo injection. If these effects occur and are severe, tell your doctor.

Drinking plenty of fluids before the time of injection may reduce the likelihood of these effects. It is recommended patients eat a light snack and drink enough fluid (e.g., water, milk or juice) about 30 minutes before injection, see section 3 “How to use this medicine”.

Children and adolescents

There is not enough information on the use of this drug in children under 4 months of age, so no recommendation on posology can be made.

Testing and monitoring

You should be monitored and assessed regularly every 3-6 months to check your body weight, growth and physical development.

Drug-Drug reactions

If you are taking, or have recently taken, any other medicines including over-the-counter medicines and dietary supplements, tell your doctor or pharmacist.

Pregnancy and breast-feeding

If the patient is pregnant or breastfeeding, thinks they may be pregnant or is planning to have a baby, ask the doctor for advice before using this medicine.

The use of this medicine is not recommended during pregnancy and breast-feeding.

Driving, cycling and using machines

This medicine may cause light-headedness, mild dizziness, tired or you may feel sick shortly after your injection. If these side effects occur, you should not drive, ride a bicycle, do physical activities or use machines for around an hour after injection or until you feel better.

Voxzogo contains sodium

This medicine contains less than 1 mmol sodium (23 mg) per dose, that is to say essentially ‘sodium-free’.

3. How to use this medicine?

A caregiver should give the Voxzogo injection. Do not inject your child with Voxzogo until you have had proper training from a healthcare professional.

Always use this medicine exactly as your doctor has told you. Check with your doctor or pharmacist if you are not sure.

The usual dose is:

The dosage and method of treatment will be determined by the doctor only.

The dosage is based on the weight of your child. The doctor will tell you how much of the injection solution to inject. If you are not sure, ask your doctor or pharmacist.

It is recommended that the patient eat a snack/light meal and drink a glass of liquid (e.g., water, milk, juice, etc.) about 30 minutes before the injection. This can reduce side effects such as dizziness, tiredness or nausea (feeling sick).

Do not exceed the recommended dose.

How to use

Inject Voxzogo slowly under the skin (subcutaneous injection).

The injection should be given at around the same time each day.

It is recommended that you give the injection in a different place each day and inject the same site 2 days in a row. Do not inject this medicine into moles, scars, birthmarks, or areas where the skin is tender, bruised, red, or hard.

Table 1 shows the dose you or your child will need to inject daily based on bodyweight. The amount to inject may be presented as different volumes based on the type of syringe included in your pack (millilitres (mL) or Units (U)). In this kit, the included syringe is in units (U). Please check that you have the correct dose for the syringe you are using.

Table 1: Single dose volumes by body weight in mL and Units (U) volumes

Body weight (kg)	Dose (mg)	Daily injection volume					
		Vosoritide 0.4 mg solvent (water for injections): 0.5 mL concentration: 0.8 mg/mL		Vosoritide 0.56 mg solvent (water for injections): 0.7 mL concentration: 0.8 mg/mL		Vosoritide 1.2 mg solvent (water for injections): 0.6 mL concentration: 2 mg/mL	
		mL	Units	mL	Units	mL	Units
4	0.12 mg	0.15 mL	15 U				
5	0.16 mg	0.20 mL	20 U				
6-7	0.20 mg	0.25 mL	25 U				
8-11	0.24 mg	0.30 mL	30 U				
12-16	0.28 mg			0.35 mL	35 U		
17-21	0.32 mg			0.40 mL	40 U		
22-32	0.40 mg			0.50 mL	50 U		
33-43	0.50 mg					0.25 mL	25 U
44-59	0.60 mg					0.30 mL	30 U
60-89	0.70 mg					0.35 mL	35 U
≥ 90	0.80 mg					0.40 mL	40 U

If you accidentally took a higher dose

Contact your doctor immediately if have injected too much of the medicine.

If you forget to take the medicine

If your child misses a dose, the injection should still be given if it is within 12 hours of the scheduled time. If more than 12 hours have passed since the scheduled injection time, do not inject the missed dose. Wait until the next day and continue with the usual dose at the usual time.

If you stop taking the medicine

Do not stop taking the medicine without first consulting the doctor.

Always talk to your child's doctor before deciding to stop your child's treatment.

Do not take medicines in the dark! Check the label and dose every time you take medicine. Wear glasses if you need them.

If you have any further questions about using this medicine, consult your doctor or pharmacist.

4. Side effects

Like with all medicines, using this medicine may cause side effects in some users. Do not be alarmed by this list of side effects; you may not experience any of them.

Side effects may occur with the following frequency:

Very common side effects (may affect more than 1 in 10 people)

- Low blood pressure (temporary effects that include dizziness, feeling tired or feeling sick shortly after the injection)
- Vomiting
- Reaction at the injection site: redness, itching, inflammation, swelling, bruising, rash, hives, pain. The reaction at the injection site is usually mild and goes away on its own within a few hours (see section 3 “How to use this medicine”).
- High levels of alkaline phosphatase in the blood (appears in blood tests)

Common side effects (may affect up to 1 in 10 people)

- Feeling faint or light-headed and fainting
- Dizziness
- Nausea
- Tiredness

Uncommon side effects (may affect up to 1 in 100 people)

- Abnormal hair growth anywhere on the body in either males or females (hypertrichosis)

If a side effect has appeared, if one of the side effects worsens or when you suffer from a side effect not specified in the leaflet, you must consult the doctor.

Reporting side effects

You can report side effects to the Ministry of Health by following the link "Reporting Side Effects of Drug Treatment" on the Ministry of Health home page (www.health.gov.il) which links to an online form for reporting side effects. You can also use this link: <https://sideeffects.health.gov.il>

5. How to store the medicine?

- Prevent poisoning! This medicine and any other medicine should be kept in a closed place out of the reach and sight of children and/or babies and by this way poisoning will be prevented. Do not induce vomiting without specific instructions from the doctor.
- Do not use the medicine after the expiration date (exp. Date) that appears on the package. The expiration date refers to the last day of that month.
- **Storage conditions:**

Must be stored in a refrigerator, at a temperature of 2°C– 8°C. Do not freeze.

Store in the original packaging to protect from light. Can be stored at room temperature (below 30°C) for up to 90 days, but not beyond the expiration date. Do not return Voxzogo to the refrigerator after storage at room temperature. Write on the carton the date you took Voxzogo out of the refrigerator to store at room temperature.

Voxzogo should be used immediately after preparation. It must be given within 3 hours of its preparation and can be stored at a temperature up to 25°C. Do not use the medicine if the solution for injection is cloudy or contains any particles.

Do not dispose of medicines through sewage or household waste. Ask the pharmacist how to dispose of medicines that are no longer in use. These measures will help protect the environment.

6. Additional information

In addition to the active ingredient, this medicine also contains:

Powder

Trehalose dihydrate
D-Mannitol
Sodium Citrate Dihydrate
L-Methionine
Citric Acid Monohydrate
Polysorbate 80

Solvent

Sterile water for injection

What the medicine looks like and contents of the pack:

Voxzogo is provided as:

- a white to yellow powder for solution for injection in a glass vial.
- a clear and colourless solvent (water for injection) to dissolve the powder.

After dissolving the powder in the solvent the solution is a clear, colourless to yellow liquid.

Each carton contains:

- 10 vials of Voxzogo
- 10 pre-filled syringes of water for injection
- 10 individual single use needles
- 10 individual single use syringes

Registration holder's name and address:

Medison Pharma Ltd., 10 Hashiloach St., P.O Box 7090, Petach Tikva

Manufacturer's name and address:

BioMarin International Limited
Shanbally, Ringaskiddy
County Cork
Ireland

Updated in 11/2024

Registration number of the medicine in the Ministry

of Health's National Drug Registry:

Voxzogo 0.4 mg: 175-72-37698-00

Voxzogo 0.56 mg: 175-73-37699-00

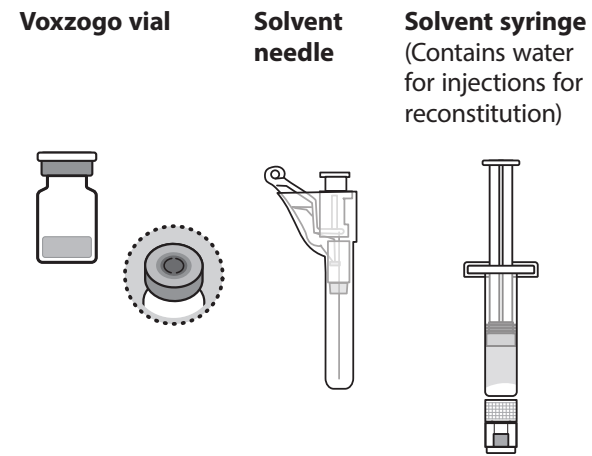
Voxzogo 1.2 mg: 175-74-37700-00

Instruction for Use

Instructions for use of the syringe graduated in units (U)

The solvent needles and syringes provided in this pack are marked with "Units" (U) for measuring your recommended dose. Your doctor will tell you the recommended dose to administer based on your weight range.

Items provided to inject Voxzogo (see Figure A) Figure A



Injection syringe

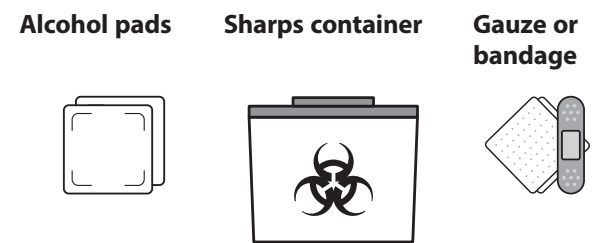


Your dose can be delivered using the injection syringe in Figure A. The measurements for this syringe are equivalent to mL as follows: 0.1 mL = 10 Units. Please speak to your doctor or healthcare professional if you are unsure of your recommended dose or how to use the solvent needle and injection syringe.

Items needed but not provided in the pack (see figure B)

If you don't have these items, ask your pharmacist.

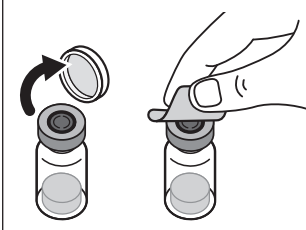
Figure B



PREPARING FOR INJECTION

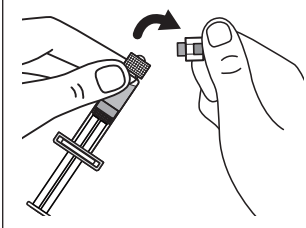
Before you start, make sure you have a clean work surface and that you have washed your hands.

Step 1: On a clean flat surface, flip off the vial cap and wipe the top with an alcohol pad.

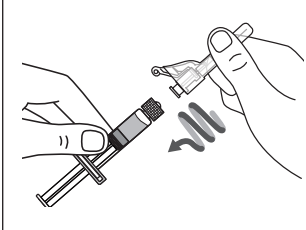


Do not touch the vial stopper with your fingers after wiping it with an alcohol pad.

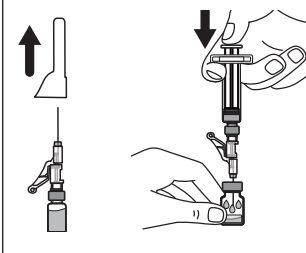
Step 2: Gently bend to snap off the cap from the solvent syringe.



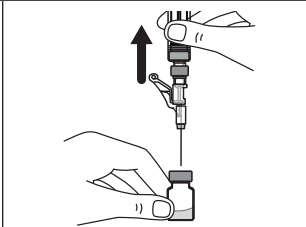
Step 3: Twist the solvent needle onto the solvent syringe until you can no longer twist it.



Step 4: Pull off the needle cap and insert the needle into the vial through the middle of the vial stopper. Slowly push the plunger rod down to inject all of the liquid.



Step 5: Remove the needle from the vial. Throw away the needle and syringe into a sharps container.



See step 18 and "How to throw away (dispose of) Voxzogo."

Do not use the solvent syringe to give the injection.

ATTENTION: Be careful not to touch the needle tip.

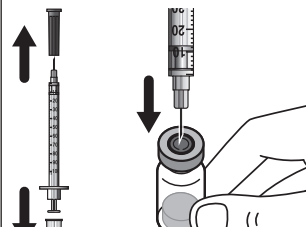
Step 6: Gently swirl the vial until the powder has completely dissolved and the solution is clear.



Do not shake.

Make sure medicine is clear to yellow, not cloudy and is particle-free.

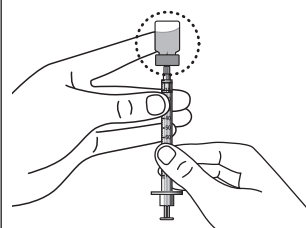
Step 7: Pull off the needle cap from the injection syringe and insert the needle into the vial straight through the middle of the vial stopper.



Be careful not to bend the needle.

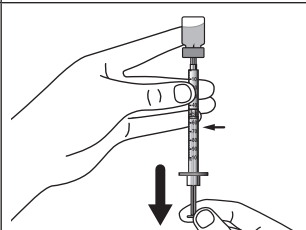
ATTENTION: Do not place the cap back on the needle.

Step 8: Carefully hold the vial and syringe and turn the vial upside down with the needle still inserted. The vial should be on top.



Be careful not to bend the needle.

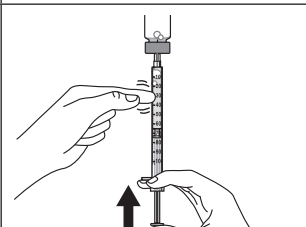
Step 9: Keep the needle tip in the medicine and slowly pull the plunger rod back to draw up the prescribed dose in the syringe.



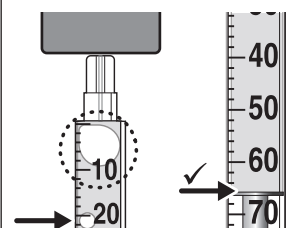
Check the prescription label for how much to draw up.

ATTENTION: check the syringe provided in the pack and draw up the prescribed dose.

Step 10: Remove large air bubbles in the syringe by gently tapping the syringe. Then slowly push the bubbles back into the vial.



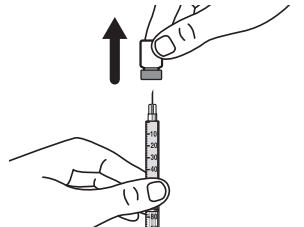
Step 11: Repeat steps 9 and 10 until you have the correct prescribed dose in the syringe and no large bubbles.



Make sure the dose in the syringe matches the prescribed dose. Measure from the base of the plunger as shown.

ATTENTION: Remove any large bubbles. 1 or 2 small bubbles are acceptable.

Step 12: Make sure you have the prescribed dose in the syringe, then remove the vial and prepare to give the dose.



ATTENTION: Confirm amount matches the prescribed dose before removing vial.

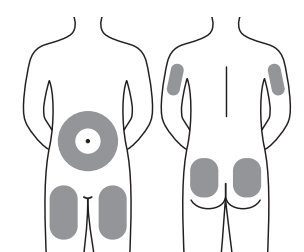
SELECTING AND PREPARING INJECTION SITE

Step 13: Voxzogo should be injected into the fatty layer under the skin (subcutaneous) only.

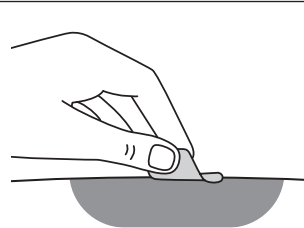
- Do not inject through clothes.
- Do not inject in the same site two times in a row.
- Do not inject into skin that is sore, bruised, red, hard, or scarred.

The following sites are recommended for injection:

- **Back of upper arms** or
- **Thighs** or
- **Abdomen** (5 centimetres from belly button)
- **Buttocks**



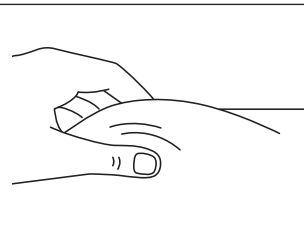
Step 14: Wipe the injection site with an alcohol pad and let the skin air dry.



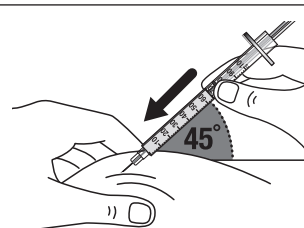
Do not touch the area again before injecting.

GIVING VOXZOGO INJECTION

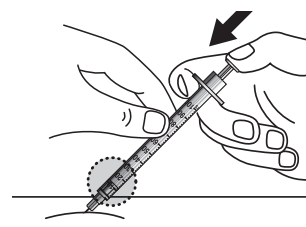
Step 15: After wiping the site with an alcohol pad, pinch the skin up around the selected injection site.



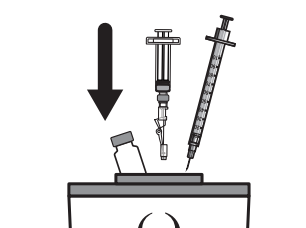
Step 16: Quickly insert the needle all the way into the skin at a 45-degree angle.



Step 17: Release the pinch and slowly push the plunger rod all the way. Inject full dose.



Step 18: Throw away the used vial, syringes and needles in a sharps container. See "How to Throw Away (Dispose of) Voxzogo" for more information.



After injecting Voxzogo

- Check the injection site. If there is a small amount of blood at the injection site, gently press a gauze pad on it for a few seconds or apply a bandage.
- **Do not** rub the injection site.
- Look out for signs of low blood pressure, such as dizziness, tiredness, or nausea (feeling sick). If you have these symptoms call your doctor or healthcare provider, then lie down on your back and place cushions under your legs to raise them.

How to throw away (dispose of) Voxzogo

Put your used or expired vials, needles and syringes in a sharps disposal container right away after use.

If you do not have a sharps disposal container, you may use a household container that:

- is made of a heavy-duty plastic
- can be closed with a tight fitting, puncture-resistant lid without sharps being able to come out
- is upright and stable during use
- is leak-resistant, and
- is properly labelled to warn of hazardous waste inside the container

When your sharps disposal container is almost full, you will need to empty it as instructed by your doctor.

Do not throw away any medicines, vials, loose needles and syringes via household waste. Ask your pharmacist how to throw away medicines you no longer use. These measures will help protect the environment.