

**PATIENT PACKAGE INSERT
IN ACCORDANCE WITH THE
PHARMACISTS' REGULATIONS
(PREPARATIONS) - 1986**

The medicine is dispensed with
a doctor's prescription only

Kevzara 200 mg Solution for injection in a pre-filled pen/ syringe

Active ingredient:

Each pre-filled pen/syringe contains
200 mg sarilumab in 1.14 ml
(Sarilumab 175 mg/ml)

Inactive ingredients: See section 6.

Read this leaflet carefully in its entirety before using the medicine.

Keep this leaflet, you may need to
read it again.

This leaflet contains concise
information about the medicine.
If you have further questions, refer
to the doctor or pharmacist.

This medicine has been prescribed
for you. Do not pass it on to others.
It may harm them, even if it seems
to you that their medical condition
is similar.

**In addition to the leaflet,
Kevzara preparation has a
patient safety alert card. This
card contains important safety
information that you need to
know and follow before and
during treatment with Kevzara.
Read the patient safety alert
card and the patient package
insert before starting to use the
preparation. Keep the card for
further reference, if necessary.**

1. WHAT IS KEVZARA INTENDED FOR?

Kevzara is used to treat:

- adults with moderately to severely active rheumatoid arthritis if previous therapy did not work well enough or was not tolerated. Kevzara can be used alone or together with a medicine called methotrexate.
- adult with polymyalgia rheumatica who cannot tolerate corticosteroid taper.

Therapeutic group

Kevzara contains the active ingredient sarilumab, which is a protein called a monoclonal antibody. Kevzara attaches to another protein called interleukin-6 (IL-6) receptor and blocks its action. The protein IL-6 plays a major role in causing the symptoms of rheumatoid arthritis such as pain, swollen joints, morning stiffness and fatigue.

2. BEFORE USING THE MEDICINE

Do not use the medicine:

- If you are sensitive (allergic) to sarilumab or any of the other ingredients of Kevzara (see section 6).
- If you have a severe active infection.

Special warnings regarding use of the medicine

Before treatment with Kevzara, inform the doctor if:

- You have any infection or you are prone to get a lot of infections. Kevzara can lower your body's ability to fight infections; this means, you may be more likely to get infections, and a current infection could get worse.
- You have tuberculosis; symptoms of tuberculosis (persistent cough, weight loss, listlessness, mild fever), or have been in close contact with someone with tuberculosis. Before you are given Kevzara, your doctor will check you for tuberculosis.
- You have had viral hepatitis or other liver disease. Before you use Kevzara, your doctor will do a blood test to check your liver function.
- You have had diverticulitis (in the bowel) or ulcers in your stomach or intestines, or developed symptoms such as fever and abdominal (stomach) pain that does not go away.
- You have ever had any type of cancer.
- You have recently had any vaccination or are going to have a vaccination.

If any of the above apply to you (or you are not sure), refer to the doctor before using Kevzara.

Children and adolescents

Do not give Kevzara to children and adolescents under 18 years of age.

Tests and follow-up

Before and during treatment with Kevzara you will need to undergo blood tests. This is to check if you have a low blood cell count, liver problems or changes in your cholesterol levels.

Other medicines and Kevzara

Tell your doctor or pharmacist if you are using, have recently used, or might use any other medicines, including non-prescription medicines and nutritional supplements. This is because Kevzara can affect the way other medicines work, and other medicines can affect the way Kevzara works.

In particular, do not use Kevzara and tell your doctor or pharmacist if you are using:

- A group of medicines called Janus kinase inhibitors (JAK inhibitors) used for treatment of rheumatoid arthritis or cancer.

- Other biological medicines used in the treatment of rheumatoid arthritis or polymyalgia rheumatica.

Kevzara can affect the way some medicines work; this means, the dosage of the other medicines you are using may need to be changed. If you are using any of the following medicines, tell the doctor or pharmacist before using Kevzara:

- Statins- used to reduce cholesterol levels.
- Oral contraceptives.
- Theophylline- used to treat asthma.
- Warfarin- used to prevent blood clots.

If any of the above apply to you (or you are not sure), refer to the doctor or pharmacist.

Pregnancy and breast-feeding

Tell your doctor before taking Kevzara if you are pregnant or breast-feeding, think you are pregnant or are planning to have a baby.

- Do not take Kevzara if you are pregnant, unless your doctor specifically recommends it.
- The effects of Kevzara on an unborn baby are not known.
- You and your doctor should decide if you should use Kevzara if you are breast-feeding.

Driving and operating machinery

The use of Kevzara is not expected to affect your ability to drive or use machines. However, if you are feeling tired or unwell after using Kevzara, do not drive or use machines.

Kevzara contains polysorbate 20

This medicine contains 2.28 mg of polysorbate 20 in each 1.14 ml of solution for injection. This amount is equivalent to 2 mg/ml. Polysorbates may cause an allergic reaction. Tell your doctor if you have any allergies.

3. HOW SHOULD YOU USE THE MEDICINE?

Treatment with Kevzara should be started by a doctor experienced in the diagnosis and treatment of rheumatoid arthritis and polymyalgia rheumatica.

Always use Kevzara exactly as your doctor has told you. Check with the doctor or pharmacist if you are not sure regarding preparation dosage and treatment.

The dosage and treatment regimen will be determined by the doctor only. The usual dosage is generally one 200 mg injection every two weeks. **Do not exceed the recommended dose.** The doctor may instruct you to stop the treatment or to adjust the dosage of your medicine, based on results of your blood tests. Adhere to the treatment as recommended by the doctor.

Kevzara is given as an injection under the skin (a subcutaneous injection).

How should you use the pre-filled pen or syringe

- The doctor, pharmacist, or nurse will show you how to inject Kevzara. Following these instructions, Kevzara can be self-injected or administered by a care-giver after proper training.
- Carefully follow the "Instructions for Use" provided in the carton.
- Use the pre-filled pen or syringe exactly as described in the "Instructions for Use".

If you have used more Kevzara than you should

If you have used more Kevzara than you should, or if a child has accidentally swallowed the medicine, refer immediately to a doctor or proceed to a hospital emergency room, and bring the package of the medicine with you.

If you have missed a dose of Kevzara

If it has been 3 days or less since the missed dose:

- Inject your missed dose as soon as you can.
- Then, inject your next dose at your regular time.

If 4 or more days have passed, inject the next dose at your regular time. Do not inject a double dose to make up for a forgotten injection. If you are unsure when to inject your next dose, refer to the doctor, pharmacist or nurse for instructions.

If you stop using Kevzara

Do not stop using Kevzara without consulting with the doctor. Adhere to the treatment regimen as recommended by the doctor.

Do not take medicines in the dark! Check the label and the dose each time you take medicine. Wear glasses if you need them.

**If you have further questions
regarding use of the medicine,
consult a doctor or pharmacist.**

4. SIDE EFFECTS

As with any medicine, use of Kevzara may cause side effects in some users. Do not be alarmed by reading the list of side effects. You may not suffer from any of them.

Serious side effects

**Refer to your doctor straight
away** if you think you have an **infection** (may occur in up to 1 in every 10 people). The symptoms may include fever, sweats, or chills.

Other side effects

Refer to your doctor, pharmacist
or nurse if you noticed any of the
following side effects:

Very common side effects (effects that occur in more than 1 user in ten)

- low white blood cell count shown by blood tests

Common side effects (effects that occur in up to 1 in 10 users)

- Infections in your sinuses or throat, runny or blocked nose and sore throat (upper respiratory tract infection)
- Urinary tract infection
- Cold sores (oral herpes)
- Low platelet count shown by blood tests
- High cholesterol, high triglycerides shown by blood tests
- Abnormal liver function tests
- Injection site reactions (including redness and itching)
- Inflammation of the deep skin tissue
- Infection of the lungs

Uncommon side effects (effects that occur in up to 1 in 100 users):

- Diverticulitis (a disease affecting the gut, often with abdominal pain, nausea and vomiting, fever, constipation, or less commonly diarrhea)

Rare side effects (effects that occur in up to 1 in 1000 users)

- Perforation in the stomach or intestines (a hole that develops in the wall of the gut)

**If you get any side effect, if any
side effect worsens, or if you
experience a side effect not
mentioned in this leaflet, consult
with the doctor.**

Side effects can be reported to the Ministry of Health by clicking on the link "Report Side Effects of Drug Treatment" found on the Ministry of Health homepage (www.health.gov.il) that directs you to the online form for reporting side effects, or by entering the link: <https://sideeffects.health.gov.il>

5. HOW SHOULD THE MEDICINE BE STORED?

Avoid poisoning! This medicine, and any other medicine, should be kept in a closed place out of the reach and sight of children and/or infants in order to avoid poisoning.

Do not use the medicine after the expiry date (exp. date) which is stated on the carton and pen/syringe. The expiry date refers to the last day of that month.

Store in a refrigerator (2°-8°C).

- Do not freeze the pen/syringe.
- Once taken out of the refrigerator, do not store the medicine above 25°C.
- Write down the date of removal from the refrigerator in the space provided on the outer carton.
- Use the pen/syringe within 14 days after taking it out of the refrigerator and do not put it back into refrigeration.
- Keep the pen/syringe in the original carton in order to protect it from light.

Do not use the medicine if the solution in the pen/syringe is cloudy, discolored or contains particles, or if any part of the pre-filled pen or syringe looks damaged.

After use, put the pen or syringe into a puncture-resistant container. Always keep the container out of the sight and reach of children. Ask the doctor, pharmacist, or nurse how to throw away the container. Do not throw away any medicines into the household waste or wastewater. Ask your pharmacist how to throw away medicines you no longer need. These measures will help protect the environment.

6. FURTHER INFORMATION

**In addition to the active
ingredient, the medicine also
contains the following inactive
ingredients:**

Sucrose (57 mg), L-arginine hydrochloride, L-histidine, polysorbate 20, and water for injections.

What the medicine looks like and contents of the pack:

Kevzara is a clear, colorless to pale yellow solution for injection that comes in a pre-filled pen or syringe. Each pre-filled pen or syringe contains 200 mg sarilumab in 1.14 ml of solution. Kevzara is available in packs containing 2 or 6 pre-filled pens/syringes. Not all pack sizes may be marketed.

**License holder and importer's
name and address:** Sanofi Israel
Ltd., Greenwork Park P.O. box 47
Yakum.

This leaflet does not contain all the information about your medicine. If you have any questions or are not sure about anything, please ask your doctor.

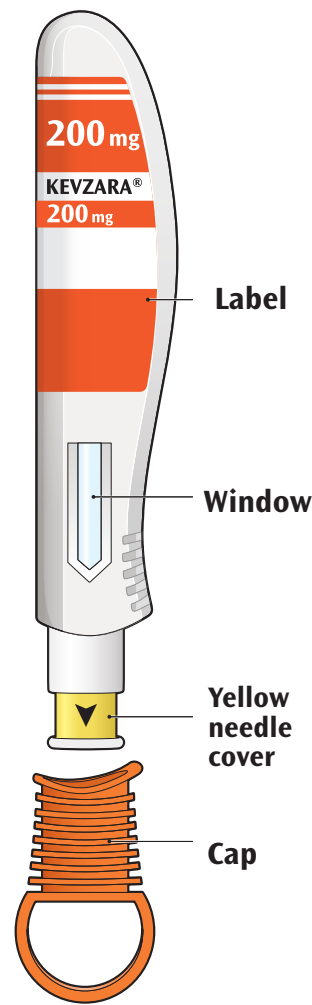
Registration number of the medicine in the National Drug Registry of the Ministry of Health: 160-38-35261-00

Revised in February 2025 according to MOH guidelines.

Kevzara 200 mg solution for injection in a pre-filled pen

Sarilumab 175 mg/ml
Instructions for use

The parts of the Kevzara pre-filled pen are shown in this picture:



Important information

This preparation is a single-use pre-filled pen (called “pen” in the instructions for use), which contains 200 mg of Kevzara for injection under the skin (subcutaneous injection) once every two weeks.

Ask your healthcare professional to show you the right way to use the pen before your first injection.

Do:

- ✓ Read all of the instructions carefully before using the pen.
- ✓ Check that you have the correct medicine at the correct dose.
- ✓ Keep unused pens in the original carton and store in the refrigerator, at a temperature between 2°-8°C.
- ✓ When traveling, keep the carton in an insulated bag with an ice pack.
- ✓ Let the pen reach room temperature for at least 60 minutes before using.
- ✓ Use the pen within 14 days after taking it out of the refrigerator.
- ✓ Keep the pen out of the reach and sight of children.

Do not:

- ✗ Do not use a pen if it has been damaged or if the cap is missing or not attached.
- ✗ Do not remove the cap before you are ready to inject.
- ✗ Do not press or touch the yellow needle cover with your fingers.
- ✗ Do not try to put the cap back on a pen.
- ✗ Do not re-use the pen.
- ✗ Do not freeze the pen.
- ✗ Once removed from the refrigerator, do not store the pen above 25°C.
- ✗ Once removed from the refrigerator, do not put the pen back into refrigeration.
- ✗ Do not expose the pen to direct sunlight.
- ✗ Do not inject through your clothes.

If you have any further questions, ask your doctor, pharmacist or nurse.

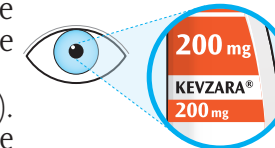
Step A: Preparing for an injection

1 Prepare all the equipment you will need on a clean, flat working surface.

- Make sure that you have an alcohol wipe, a cotton ball or gauze, and a puncture-resistant container.
- Take one pen out of the package by holding the middle of the pen body. Keep the remaining pen in the carton in the refrigerator.

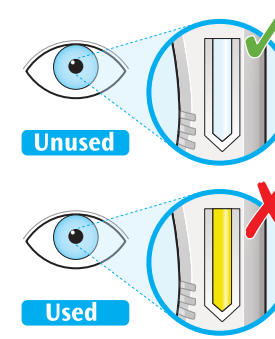
2 Look at the label

- Check that you have the correct medicine at the correct dose.
- Check the expiry date (EXP). It is shown on the side of the pens.



3 Look at the pen window

- Check that the liquid is clear and colorless to pale yellow.
 - You may see an air bubble, this is normal.
- ✗ Do not inject if the liquid is cloudy, discolored or contains particles.
- ✗ Do not use if the window is solid yellow.



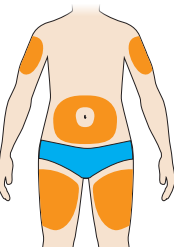
4 Lay the pen on a flat surface and allow it to reach room temperature (<25 °C) for at least 60 minutes.

- Using the pen at room temperature may make the injection more comfortable.
- ✗ Do not use the pen if it has been out of the refrigerator for more than 14 days.
- ✗ Do not heat the pen; let it warm up on its own.
- ✗ Do not expose the pen to direct sunlight.



5 Select the injection site.

- You can inject into your thigh or belly (abdomen) except for the 5 cm around your belly button (navel). If somebody else gives you the injection, you can also use the outer area of the upper arm.
 - Change injection site each time you inject.
- ✗ Do not inject into skin that is tender, damaged or has bruises or scars.



● Injection sites

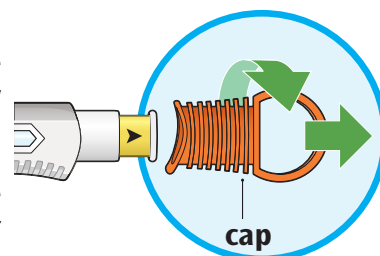
6 Prepare the injection site.

- Wash your hands.
 - Clean the skin with an alcohol wipe.
- ✗ Do not touch the injection site again before the injection.

Step B: Performing the injection – Perform step B only after completing Step A “Preparing for an injection”

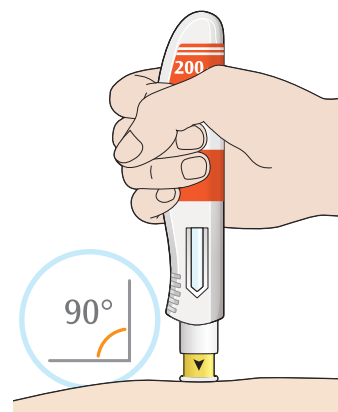
1 Twist or pull off the orange cap.

- ✗ Do not remove the cap until you are ready to inject.
- ✗ Do not press or touch the yellow needle cover with your fingers.
- ✗ Do not put the cap back on.



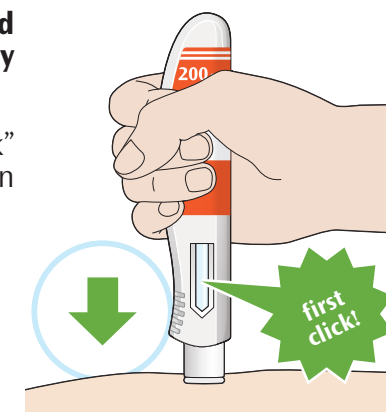
2 Put the yellow needle cover against your skin at roughly a 90° angle.

- Make sure you can see the window.



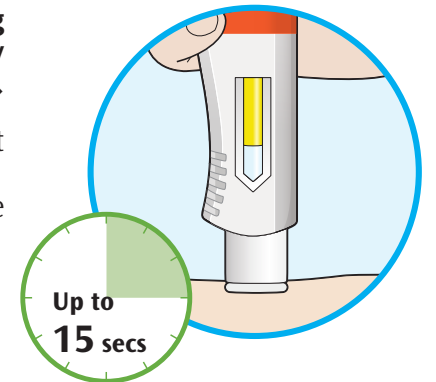
3 Press down and hold the pen firmly against your skin.

- There will be a “click” when the injection starts.



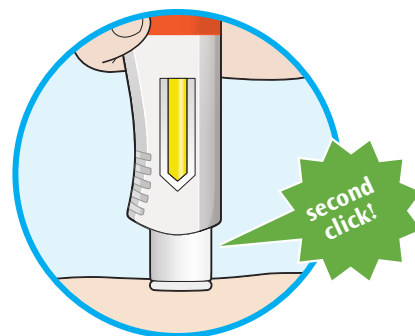
4 Keep holding the pen firmly against your skin.

- The window will start to turn yellow.
- The injection can take up to 15 seconds.



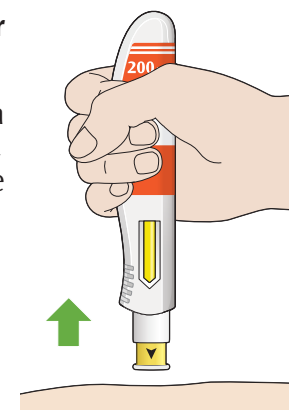
5 There will be a second “click”. Check to see if the entire window has turned yellow before you remove the pen.

- If you do not hear the second “click”, you should still check to see if the window has turned fully yellow.
- ✗ If the window does not turn fully yellow, do not inject a second dose without speaking to your healthcare provider.



6 Pull the pen away from your skin.

- If you see any blood, press a cotton ball or gauze on the site.
- ✗ Do not rub your skin after the injection.



7 Discard the pen and the cap into a puncture-resistant container right away after use.

- Always keep the container out of the sight and reach of children.
- ✗ Do not put the cap back on.
- ✗ Do not throw the used pen into the household waste.
- ✗ Do not dispose of your used puncture-resistant container in your household waste, unless your local guidelines permit this. Ask the doctor, pharmacist or nurse how to dispose of the container.

