

**PATIENT PACKAGE INSERT IN ACCORDANCE WITH THE PHARMACISTS' REGULATIONS (PREPARATIONS) - 1986**

The medicine is dispensed with a doctor's prescription only

# PRALUENT 75 MG/ML

## Solution for subcutaneous injection

# PRALUENT 150 MG/ML

## Solution for subcutaneous injection

### Active ingredient:

- [Praluent 75 mg/ml](#) – each pre-filled pen/syringe contains 75 mg alirocumab.
- [Praluent 150 mg/ml](#) – available in two volumes – 1 ml, 2 ml. Each 1 ml pre-filled pen/syringe contains 150 mg alirocumab. Each 2 ml pre-filled pen contains 300 mg alirocumab.

Inactive and allergenic ingredients in the preparation: see section 6 “Further Information”.

### Read this leaflet carefully in its entirety before using the medicine.

Keep this leaflet; you may need to read it again.

This leaflet contains concise information about the medicine.

If you have further questions, refer to the doctor, pharmacist or nurse.

This medicine has been prescribed for you. Do not pass it on to others. It may harm them even if it seems to you that their medical condition is similar.

Praluent is not intended for use in children under 8 years of age.

### 1. WHAT IS THE MEDICINE INTENDED FOR?

• For treatment of adults with high cholesterol levels in their blood (suffering from primary hypercholesterolemia [heterozygous familial or non-familial] or mixed dyslipidemia) and in children and adolescents 8 years of age and older with heterozygous familial hypercholesterolemia in combination with a suitable diet.

• For treatment of adults with high cholesterol levels in their blood and with a cardiovascular disease, to reduce cardiovascular risk.

It is given:

\* Together with a statin or in combination with a statin and other blood lipid-lowering medicines, in patients in whom the maximum tolerated dose of a statin does not lower levels of cholesterol sufficiently

or

as a monotherapy (Praluent only) or in combination with other blood lipid-lowering medicines when statins are not tolerated or cannot be used.

### Therapeutic group:

Alirocumab is a human monoclonal antibody that helps lower blood cholesterol levels.

Praluent helps lower your levels of “bad” cholesterol (also called LDL cholesterol).

Praluent blocks the protein called PCSK9.

\* PCSK9 is a protein secreted by liver cells.

\* “Bad” cholesterol is normally removed from your blood by binding to specific receptors (“docking stations”) in your liver.

\* PCSK9 lowers the number of these receptors in the liver – this causes your “bad” cholesterol to be higher than it should.

\* By blocking PCSK9, Praluent increases the number of receptors available to help remove your “bad” cholesterol.

### 2. BEFORE USING THE MEDICINE

#### Do not use this medicine:

if you are sensitive (allergic) to alirocumab or to any of the other ingredients contained in this medicine (see section 6).

#### Special warnings regarding use of the medicine

Talk to the doctor, pharmacist or nurse before beginning using Praluent.

If you develop a serious allergic reaction, stop using Praluent and talk to your doctor right away. Sometimes, serious allergic reactions such as hypersensitivity, including angioedema (difficulties breathing, or swelling of the face, lips, throat or tongue), nummular eczema (reddish skin spots, sometimes with blisters), and hypersensitivity vasculitis (a specific form of hypersensitivity reaction with symptoms such as diarrhea, with a rash, or purple-colored skin spots on the skin) have occurred.

For information on allergic reactions that may occur while taking Praluent, see section 4 “Side Effects”.

Tell your doctor if you have kidney or liver disease before using this medicine, because Praluent has been studied in a few patients with severe kidney disease and not in patients with severe liver disease.

#### Children and adolescents

Praluent is not indicated for children under 8 years old.

The safety and efficacy have not been established in children under 8 years old.

**If you are taking, or have recently taken, other medicines, including non-prescription medicines and nutritional supplements, tell the doctor or pharmacist.**

#### Pregnancy and breastfeeding

If you are pregnant or breastfeeding, think you may be pregnant or are planning a pregnancy, consult the doctor or pharmacist before taking this medicine.

Praluent is not recommended during pregnancy or breastfeeding.

#### Driving and using machines

This medicine is not expected to have any effect on your ability to drive or use machines.

### 3. HOW SHOULD YOU USE THE MEDICINE?

Always use the preparation according to the doctor's instructions. Check with the doctor or pharmacist if you are not sure regarding the dosage and treatment regimen of the preparation.

#### How much to inject

Your doctor will determine the proper dose for you and how often to inject (75 mg or 150 mg every two weeks, or 300 mg once every 4 weeks [monthly]).

Your doctor will check your cholesterol levels and may adjust the dose (up or down) accordingly.

Check the label before each injection; make sure that the name of the medicine and the strength are correct.

#### When to inject

Inject Praluent once every two weeks (for the 75 mg or 150 mg dose), or once every 4 weeks (monthly) (for the 300 mg dose in adults or a dose of 150 or 300 mg in children and adolescents over 8 years of age with heterozygous familial hypercholesterolemia). In order to inject a dose of 300 mg, administer one injection of 300 mg, or two injections of 150 mg one after the other, at two different injection sites.

In adolescents 12 years of age and older, it is recommended that Praluent pen be administered by or under the supervision of an adult.

In children less than 12 years of age, Praluent pen must be given by a caregiver.

Praluent administered in a pre-filled syringe is not intended for use in children and adolescents over 8 years of age.

#### Before you inject

Praluent should be allowed to warm to room temperature prior to use.

Read the detailed “**Instructions for Use**” before you inject Praluent.

#### Injection site

Praluent is injected under your skin into the thigh, abdomen or upper arm.

#### Instructions for use

Before the first use, your doctor, pharmacist or nurse will show you how to inject Praluent correctly.

- Always read thoroughly the “**Instructions for Use**” provided in the package.
- Always use the pen/syringe as described in the “**Instructions for Use**”.

#### If you use more Praluent than you should

If you use more Praluent than you should, refer to a doctor, pharmacist or nurse.

#### If you forget to use Praluent

If you miss a dose of Praluent, inject your missed dose as soon as you can. Then take your next dose **according to the regular schedule**. This will keep you on the original schedule. If you are not sure when to inject Praluent, consult the doctor, pharmacist or nurse.

Do not inject a double dose to compensate for a missed dose.

#### If you stop using Praluent

Do not stop using Praluent without consulting the doctor. If you stop using Praluent, your cholesterol levels can increase.

**Do not take medicines in the dark! Check the label and the dose each time you take a medicine. Wear glasses if you need them.**

**If you have any further questions regarding use of the medicine, consult a doctor, pharmacist or nurse.**

### 4. SIDE EFFECTS

As with any medicine, use of Praluent may cause side effects in some users. Do not be alarmed when reading the list of side effects. You may not suffer from any of them.

If you develop a serious allergic reaction, stop using Praluent and refer to your doctor right away.

Sometimes (up to 1 in 1,000 patients) serious allergic reactions such as hypersensitivity (difficulties breathing), nummular eczema (reddish skin spots, sometimes with blisters) and hypersensitivity vasculitis (which is a specific form of hypersensitivity reaction with symptoms such as diarrhea, with a rash, or purple-colored skin spots on the skin) have occurred.

#### Additional side effects:

Common side effects - effects that may occur in up to 1 patient in 10:

- redness, itching, swelling, pain/tenderness where the medicine was injected (local injection site reaction).
- upper respiratory tract symptoms such as sore throat, runny nose, sneezing.
- itching (pruritus).

Rare side effects - effects that may occur in up to 1 patient in 1,000:

- red and itchy raised bumps or hives (urticaria).

Side effects of unknown frequency (effects whose frequency has not been determined):

The following side effects have been reported since the marketing of Praluent, but how often they occur is not known:

- flu-like illness.
- difficulties breathing, or swelling of the face, lips, throat or tongue (angioedema).

**If a side effect occurs, if one of the side effects worsens, or if you are suffering from a side effect not mentioned in the leaflet, consult the doctor.**

Side effects can be reported to the Ministry of Health by clicking on the link “Report Side Effects of Drug Treatment” found on the Ministry of Health homepage ([www.health.gov.il](http://www.health.gov.il)) that directs you to the online form for reporting side effects, or by entering the link: <https://sideeffects.health.gov.il>

### 5. HOW SHOULD THE MEDICINE BE STORED?

Avoid poisoning! This medicine and any other medicine must be kept in a safe place out of the reach and sight of children and/or infants in order to avoid poisoning.

This medicine was prescribed to treat your ailment; in another patient, it can cause harm. Do not give this medicine to your relatives, neighbors or acquaintances.

Do not use the medicine after the expiry date (exp. date) that appears on the package and on the pen/syringe. The expiry date refers to the last day of that month.

Store in a refrigerator (2°C-8°C). Do not freeze. Keep the pre-filled pens/syringes in the original package in order to protect from light.

If needed, individual pens/syringes may be kept outside the refrigerator below 25°C for a maximum of 30 days. Protect from light. After removal from the refrigerator, Praluent must be used within 30 days or discarded.

Do not use this medicine if the solution looks discolored, cloudy, or if it contains visible flakes or particles.

Do not store different medications in the same package.

After use, put the pen/syringe into a puncture-resistant container. Ask the doctor, pharmacist or nurse how to throw away the container. Do not recycle the container.

Do not throw away medicines via household waste or wastewater. Ask your pharmacist how to throw away medicines you no longer need. These measures will help protect the environment.

### 6. FURTHER INFORMATION

**In addition to the active ingredient, each pen/syringe also contains the following inactive ingredients:**

Sucrose, L-Histidine/L-Histidine monohydrochloride monohydrate, Polysorbate 20, Water for injection.

**What the medicine looks like and the contents of the package:**

Praluent is a clear, colorless to light yellow solution for injection provided in a pre-filled pen/syringe.

**Praluent 75 mg/ml:** Each pre-filled pen with a green button/pre-filled syringe with a green plunger contains 1 ml of solution, and releases a single dose of 75 mg alirocumab.

It is available in pack size of 1, 2 or 6 pre-filled pens/syringes; not all pack sizes are marketed.

**Praluent 150 mg/ml:** Available in two volumes - 1 ml, 2 ml.

1 ml:

Each pre-filled pen with a gray button/pre-filled syringe with a gray plunger contains 1 ml of solution, and releases a single dose of 150 mg alirocumab.

It is available in pack size of 1, 2 or 6 pre-filled pens/syringes; not all pack sizes are marketed.

2 ml:

Each pre-filled pen without a button contains 2 ml of solution, and releases a single dose of 300 mg alirocumab.

It is available in pack size of 1 or 3 pre-filled pens; not all pack sizes are marketed.

**This leaflet does not contain all the information about the preparations. If you have any question or are uncertain about something, please refer to a doctor.**

License holder name and importer and its address: Sanofi Israel Ltd., Greenwork Park, P.O. box 47, Yakum.

Registration number of the medicine in the National Drug Registry of the Ministry of Health:

Praluent 75 mg/ml: 156-08-34583

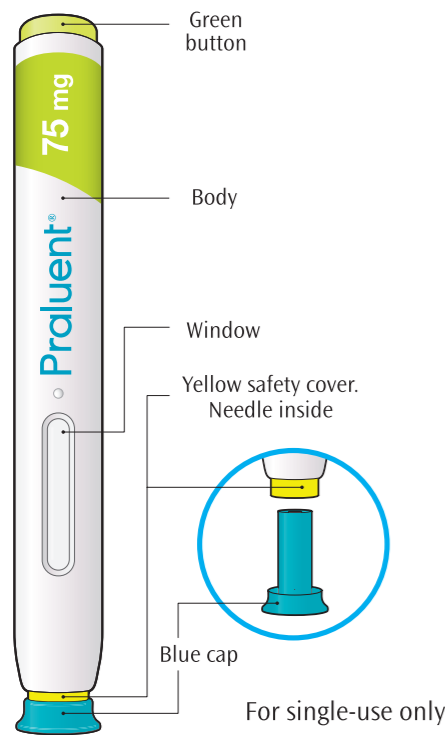
Praluent 150 mg/ml: 156-09-34568

Revised in December 2024.

# INSTRUCTIONS FOR USE

## Praluent 75 mg/1 ml solution for injection in a pre-filled pen

The parts of the Praluent pen are shown in this picture.



### Important information

- \* The medicine is injected under your skin and can be given by yourself or by someone else (a caregiver).
- \* This pen can only be used for one single injection, and must be thrown away after use.
- \* In adolescents 12 years of age and older, it is recommended that Praluent be administered by or under the supervision of an adult.
- \* In children less than 12 years of age, Praluent must be given by a caregiver.

### Do:

- ✓ Keep the Praluent pen out of the reach and sight of children.
- ✓ Read all of the instructions carefully before using Praluent pen.
- ✓ Follow the instructions every time you use a Praluent pen.

### Do not:

- ✗ Do not touch the yellow safety cover.
- ✗ Do not use the pen if it has been dropped or damaged.
- ✗ Do not use the pen if the blue cap is missing or not securely attached.
- ✗ Do not re-use a pen.
- ✗ Do not shake the pen.
- ✗ Do not freeze the pen.
- ✗ Do not expose the pen to direct sunlight.

**Keep these instructions. If you have a question, refer to a doctor, pharmacist or nurse.**

### STEP A: GETTING READY FOR AN INJECTION

#### Before you start you will need:

- \* the Praluent pen
- \* alcohol wipes
- \* cotton ball or gauze
- \* a puncture-resistant container (see Step B, 8).

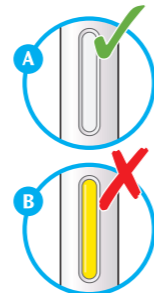
### 1. Look at the label on the pen

- \* Check that you have the correct product and the correct dose.
- \* Check the expiry date: do not use if this date has passed.



### 2. Look at the window

- \* Check that the liquid is clear, colorless or pale yellow and free of particles – if not, do not use (see picture A).
- \* You may see an air bubble or air bubbles. This is normal.
- \* Do not use if the window is solid yellow (see picture B).



### 3. Let the pen warm up at room temperature for 30 to 40 minutes

- \* Do not heat the pen; let it warm up on its own.
- \* Do not put the pen back in the refrigerator.



### 4. Prepare the injection site

- \* Wash your hands with soap and water and dry with a towel.
- \* You can inject into your:

- thigh
- your belly (except for the 5 cm area around the navel)
- outer side of the upper arm (see picture).

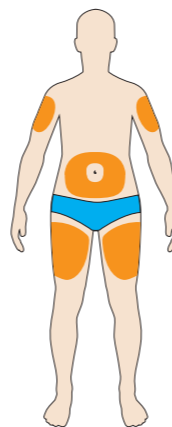
- \* You can stand or sit to give yourself an injection.

- \* Clean the skin in the injection area with an alcohol wipe.

- \* Do not inject into skin that is tender, hard, red or hot.

- \* Do not inject into an area near a visible vein.
- \* Use a different spot each time you inject.

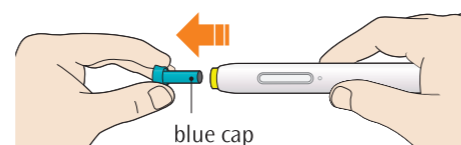
- \* Do not inject Praluent with other injectable medicines at the same spot.



### STEP B: HOW TO INJECT

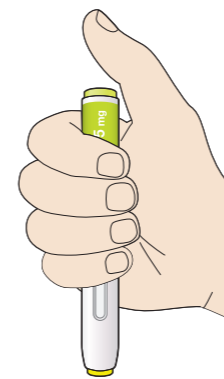
#### 1. After completing all the steps in “Step A: Getting ready for an injection”, pull off the blue cap

- \* Do not pull off the blue cap until you are ready to inject.
- \* Do not put the blue cap back on.



#### 2. Hold the Praluent pen like this

- \* Do not touch the yellow safety cover.
- \* Make sure you can see the window.

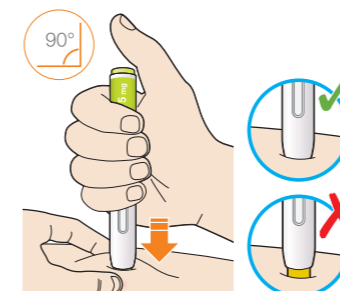


#### 3. Press the yellow safety cover on your skin at roughly a 90° angle

- \* For children under 12 years of age, the skin must be pinched before and during the injection.

- \* For adolescents 12 years of age and above and for adults, the skin may have to be pinched to ensure that the injection site is stable.

- \* Press and firmly hold the pen against your body until the yellow safety cover is no longer visible. The pen will not work if the yellow safety cover is not depressed fully.



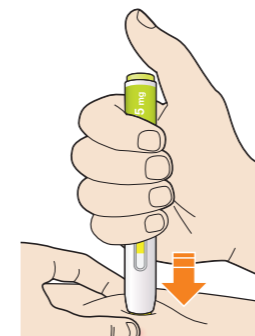
#### 4. Push and immediately release the green button with your thumb

- \* You will hear a click. Your injection has now started.
- \* The window will start to turn yellow.



#### 5. Keep holding the pen against your skin after releasing the button

- \* The injection may take up to 20 seconds.



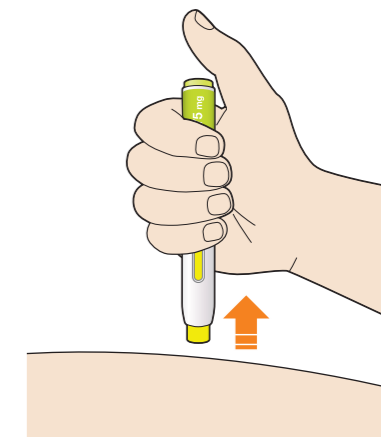
#### 6. Check that the window has turned yellow before removing the pen

- \* Do not remove the pen until the entire window has turned yellow.
- \* The injection is complete when the window has turned completely yellow; you may hear a second click.
- \* If the window does not turn completely yellow, consult a doctor, pharmacist or nurse. Do not inject yourself with a second dose without speaking to the doctor, pharmacist or nurse.



#### 7. Pull pen away from your skin

- \* Do not rub the skin after the injection.
- \* If you see any blood, press a cotton ball or gauze on the injection site until the bleeding stops.



#### 8. Throw away the pen and cap

- \* Do not put the blue cap back on.
- \* Throw away the pen and blue cap into a puncture-resistant container immediately after the injection.
- \* Ask the doctor, pharmacist or nurse how to throw away the container.
- \* Always keep the container out of the reach and sight of children.

