

**PATIENT PACKAGE INSERT IN ACCORDANCE WITH THE PHARMACISTS' REGULATIONS (PREPARATIONS) - 1986**

This medicine is dispensed with a doctor's prescription only

**Enoxaparin Kamada****Enoxaparin Kamada Forte**

Solution for injection in a pre-filled syringe with safety mechanism

**Active ingredient and its quantity:****Enoxaparin Kamada:**

enoxaparin sodium 100 mg/mL

Each syringe contains, respectively:

enoxaparin sodium  
20 mg/0.2 mL (2,000 IU)  
40 mg/0.4 mL (4,000 IU)  
60 mg/0.6 mL (6,000 IU)  
80 mg/0.8 mL (8,000 IU)  
100 mg/1 mL (10,000 IU)

**Enoxaparin Kamada Forte:**

enoxaparin sodium 150 mg/mL

Each syringe contains, respectively:

enoxaparin sodium  
120 mg/0.8 mL (12,000 IU)  
150 mg/1 mL (15,000 IU)

Inactive ingredients and allergens in the product: see section 2 - "Important information on some of the ingredients of the medicine" and section 6 - "Further information".

**Read the leaflet carefully in its entirety before using the medicine.**

This leaflet contains concise information about the medicine. If you have further questions, refer to the doctor or pharmacist.

This medicine has been prescribed for you. Do not pass it on to others. It may harm them even if it seems to you that their medical condition is similar.

Enoxaparin Kamada/Enoxaparin Kamada Forte is a biosimilar product. For additional information on biosimilar products, please visit the IMOH website: <https://www.gov.il/he/Departments/General/biosimilar>

**1. WHAT IS THE MEDICINE INTENDED FOR?****This medicine is used in adults for:**

- Treatment of blood clots that form in your blood
- Stop blood clots from forming in your blood in the following situations:
  - Before and after an operation
  - When you have an illness that will prevent you from moving, or that will limit your movements for some time
- Stop blood clots from forming when you have unstable angina (where not enough blood gets to your heart) or after a heart attack
- Stop blood clots from forming in the tubes of your dialysis machine (used for people with severe kidney problems)

**Therapeutic group:**

The medicine contains the active ingredient called enoxaparin sodium, which belongs to a group of medicines called "low molecular weight heparin" or LMWH.

**The medicine works in two ways:**

1. preventing existing blood clots from getting any larger. This helps your body to break them down and prevents them from causing you harm.
2. prevention of formation of new blood clots in your blood.

**2. BEFORE USING THE MEDICINE****Do not use the medicine if:**

- you are sensitive (allergic) to:
  - Enoxaparin sodium or any of the other ingredients contained in the medicine (see section 6).
  - Heparin or other low molecular weight heparins such as nadroparin, tinzaparin or dalteparin.  
Signs of an allergic reaction include: rash, difficulty swallowing or breathing, swelling of the face, lips, tongue, mouth cavity, throat or eyes.
- You have had a reaction to heparin that caused severe drop in the number of your blood platelets within the last 100 days.
- You have antibodies against enoxaparin in your blood.
- You suffer from heavy bleeding or have a condition with a high risk of bleeding, such as a stomach ulcer, recent brain or eye surgery, or a recent bleeding stroke.
- You are using this medicine to treat blood clots in your body and are going to have within the next 24 hours:
  - A spinal or lumbar puncture
  - An operation with epidural or spinal anesthesia

Do not use Enoxaparin Kamada/Enoxaparin Kamada Forte if any of the above apply to you. If you are not sure, talk to your doctor or pharmacist before use.

**Special warnings regarding use of the medicine**

Enoxaparin Kamada/Enoxaparin Kamada Forte should not be interchanged with other preparations belonging to the "low molecular weight heparin" group such as nadroparin, tinzaparin or dalteparin. This is because they are not exactly the same and do not have the same activity and instructions for use.

**Before treatment with the medicine tell your doctor if:**

- You have ever had a reaction to heparin that caused a severe drop in the number of your blood platelets
- You have had a heart valve fitted
- You have endocarditis (an infection of the inner lining of the heart)
- You have a history of gastric ulcers
- You have recently had a stroke
- You have high blood pressure
- You have diabetes or problems with blood vessels in the eye caused by diabetes (called diabetic retinopathy)
- You have recently had an eye or brain operation
- You are elderly (over 65 years old) and especially if you are over 75 years old
- You have kidney problems
- you have liver problems
- you are underweight or overweight
- you have high blood potassium levels (this may be checked with a blood test)
- you are currently using medicines which affect bleeding (see the section below on drug interactions)
- you have any problem with your spine or you have had spinal surgery

If any of the above apply to you (or you are not sure), talk to your doctor or pharmacist before using this medicine.

**Children and adolescents**

The safety and efficacy of Enoxaparin Kamada/Enoxaparin Kamada Forte in children or adolescents have not been evaluated.

**Tests and follow-up**

You may have a blood test before you start using this medicine as well as at intervals while using it; this is to check the levels of clotting cells (platelets) and potassium in your blood.

**Drug interactions**

**If you are taking or have recently taken other medicines, including non-prescription medicines and nutritional supplements, tell the doctor or pharmacist, especially if you are taking:**

- Warfarin - a medicine used for thinning the blood
- Aspirin (also known as acetylsalicylic acid or ASA), clopidogrel or other medicines used to prevent the formation of blood clots (see section 3 - Changing anticoagulant medicine)
- Dextran injection - used as a blood substitute

- Ibuprofen, diclofenac, ketorolac or other medicines known as non-steroidal anti-inflammatory medicines, which are used to treat pain and swelling in arthritis and other conditions
- Prednisolone, dexamethasone or other medicines used to treat asthma, rheumatoid arthritis and other conditions
- Medicines that raise potassium levels in your blood, such as potassium salts, diuretics, and certain medicines used for heart conditions

**Operations and anesthetics**

If you are going to have a spinal or lumbar puncture, or an operation which necessitates an epidural or spinal anesthetic, tell your doctor that you are using this medicine.

**Pregnancy, breast-feeding and fertility**

If you are pregnant, think you may be pregnant or are planning to have a baby, consult your doctor or pharmacist before taking this medicine.

If you are pregnant and have a mechanical heart valve, you may be at an increased risk of developing blood clots. Your doctor should discuss this with you.

If you are breast-feeding or plan to breast-feed, you should consult your doctor before taking this medicine.

**Driving and operating machinery**

Enoxaparin Kamada/Enoxaparin Kamada Forte does not affect the ability to drive or operate machinery.

It is advisable that the trade name and batch number of the product you are using are recorded by your healthcare team.

**Important information on some of the ingredients of the medicine**

This medicine contains less than 1 mmol sodium (23 mg) per dose, that is to say essentially 'sodium-free'.

**3. HOW SHOULD YOU USE THE MEDICINE?**

Always use this medicine according to the doctor's instructions. Check with the doctor or pharmacist if you are uncertain about the dosage and how to use this medicine.

- While you are in a hospital, a doctor or nurse will normally give you the medicine, as it is given by injection. When you arrive home, it is possible that you may need to continue self-administration of this medicine (see injection instructions below).
- This medicine is usually given by a subcutaneous injection.
- This medicine may be given by injection into a vein (intravenously) following certain types of heart attack or operations.
- The medicine can be added to the tube exiting the body (arterial line) at the start of a dialysis session.
- Do not inject this medicine into a muscle.

**Dosage**

The dosage and treatment regimen will be determined by the doctor only. The dose of the medicine will depend on the reason for which it is being used.

If you have problems with your kidneys, you may be given a lower dosage of the medicine.

**Do not exceed the recommended dose.****Self-administration of Enoxaparin Kamada/Enoxaparin Kamada Forte**

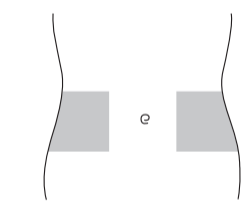
If you are capable of injecting the medicine yourself, your doctor or nurse will show you how to do this. Do not try to inject yourself if you have not been trained how to do so. If you are not sure what to do, refer to your doctor or nurse immediately. Administering the injection properly under the skin will help reduce pain and bruising at the injection site.

**Before the injection**

- Prepare the items that you need: syringe, alcohol swab or soap and water, and a sharps container.
- Check the expiry date on the medicine. Do not use if the date has passed.
- Check that the syringe is not damaged and the medicine in it is a clear solution. If not, use another syringe of the medicine.
- Make sure you know how much you need to inject.
- Check your stomach to see if the last injection caused any redness, a change in skin color, swelling, oozing from the skin, or is still painful. If so, talk to your doctor or nurse.

**Instructions for self-injection:****Preparing the injection site**

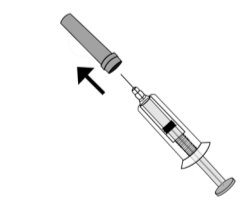
1. Choose an area on the right or left side of your stomach. This should be at least 5 cm away from your belly button and towards the sides of the body.
  - Do not inject yourself within 5 cm of your belly button or around existing scars or bruises.
  - Change the place where you inject between the left and right sides of your stomach, depending on the area you last injected.



2. Wash your hands. Gently cleanse (do not rub) the area where you will inject with an alcohol swab or with soap and water.
3. Sit or lie in a comfortable position so you are relaxed. Make sure you can see the place you are going to inject. A lounge chair or bed propped up with pillows is ideal.

**Selecting your dose**

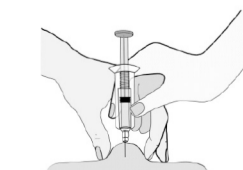
1. Carefully pull off the needle cap from the syringe and dispose of the cap.
  - **Do not** press on the plunger before injecting yourself to get rid of air bubbles. This action can lead to a loss of some of the medicine.
  - Once you have removed the cap, do not allow the needle to touch anything. This is to make sure it stays clean (sterile).



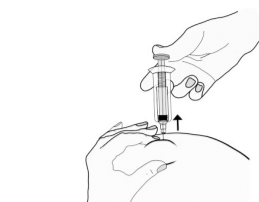
2. When the amount of medicine in the syringe already matches your prescribed dose, there is no need to adjust the dose. You are now ready to inject.
3. When the dose depends on your body weight, you may need to adjust the dose in the syringe to match the prescribed dose. In that case, you can get rid of any extra medicine by holding the syringe pointing down (to keep the air bubble in the syringe) and ejecting the extra amount into a container.
4. A drop may appear at the tip of the needle. If this occurs, remove the drop before injecting by tapping on the syringe with the needle pointing down. You are now ready to inject.

**Injecting**

1. Hold the syringe in the hand with which you write (like a pencil). With your other hand, gently pinch the cleansed area of your stomach between your forefinger and thumb to make a fold in the skin.
  - Make sure you **hold the skin fold throughout the injection**.
2. Hold the syringe so that the needle is pointing straight down (vertically at an angle of 90°). Insert the full length of the needle into the skin fold.



3. Press down the plunger with your thumb. This will send the medicine into the fatty tissue of the stomach. Complete the injection using all of the medicine in the syringe.
4. Remove the needle from the injection site by pulling it straight out. Do not release the pressure on the plunger!

**To avoid bruising, do not rub the injection site after you have injected yourself.**

5. Push hard the plunger. The needle guard which is in the form of a plastic cylinder, will be activated automatically and it will completely cover the needle.

**After you have finished**

Dispose of the used syringe with the protective sleeve into a sharps container. Close the container lid and place it out of the reach and sight of children. When the container is full, dispose of it as your doctor or pharmacist has instructed.

**Changing anticoagulant medicine:**

- **Changing from this medicine to blood thinners called vitamin K antagonists (such as warfarin)**

Your doctor will ask you to perform blood tests called INR and will tell you when to stop the injections of this medicine accordingly.

- **Changing from blood thinners called vitamin K antagonists (such as warfarin) to this medicine**

Stop taking the vitamin K antagonist. Your doctor will ask you to perform blood tests called INR and will tell you when to start injections of this medicine accordingly.

- **Changing from this medicine to treatment with direct oral anticoagulants**

Stop taking this medicine. Start taking the direct oral anticoagulant 0 to 2 hours before the time you would have had the next injection, then continue as normal.

- **Changing from treatment with direct oral anticoagulants to this medicine**

Stop taking the direct oral anticoagulant. Do not start treatment with this medicine until 12 hours have elapsed after the final dose of the direct oral anticoagulant.

**If you have accidentally injected too high a dose:**

If you think that you have used too much or too little of this medicine, consult your doctor, pharmacist or nurse immediately even if you have no adverse reactions. If a child has accidentally injected or swallowed the medicine, refer immediately to a doctor or to a hospital emergency room and bring the package of the medicine with you.

**If you forgot to inject the medicine**

If you forgot to inject a dose at the required time, inject a dose as soon as you remember. **Do not inject** a double dose on the same day to make up for a forgotten dose. Keeping a diary will help to make sure you do not miss a dose. Adhere to the treatment as recommended by the doctor.

Even if your condition improves, do not stop the treatment without consulting the doctor.

**If you stop taking the medicine**

It is important for you to keep having the injections until your doctor decides to stop them. If you stop the treatment, you could get a blood clot which could be very dangerous.

**Do not take medicines in the dark! Check the label and the dose each time you take a medicine. Wear glasses if you need them.**

**If you have further questions regarding the use of the medicine, consult a doctor or pharmacist.**

**4. SIDE EFFECTS**

As with any medicine, use of this medicine may cause side effects in some users. Do not be alarmed when reading the list of side effects. You may not suffer from any of them.

**Serious side effects:**

**Stop using the medicine and refer immediately to the doctor or nurse** if you get any signs of a severe allergic reaction (such as rash, difficulty breathing or swallowing, swelling of the face, lips, tongue, mouth cavity, throat or eyes).

**Stop using the medicine and seek medical attention immediately if you notice any of the following symptoms:**

- A red, scaly widespread rash with bumps under the skin and blisters accompanied by fever. The symptoms usually appear at the initiation of treatment (acute generalized exanthematous pustulosis).

Like other similar medicines to reduce blood clotting, this medicine may cause bleeding. This may be life-threatening. In some cases, the bleeding may not be obvious.

**Talk to your doctor straight away if:**

- You have any bleeding that does not stop by itself.
- You have signs of excessive bleeding such as being very weak, tired, pale, or dizzy with headaches or unexplained swelling.

Your doctor may decide to keep you under constant observation or change your medicine.

**You should inform your doctor straight away if:**

- You have any sign of blockage of a blood vessel by a blood clot such as:
  - Cramping pain, redness, warmth or swelling in one of your legs - these are symptoms of deep vein thrombosis.
  - Breathlessness, chest pain, fainting or coughing up blood- these are symptoms of a pulmonary embolism.
- You have a painful rash or dark red spots under the skin which do not go away when you put pressure on them.

Your doctor may ask you to perform a blood test to check your platelet count.

**Other side effects:**

**Very common** (may affect more than 1 in 10 users)

- Bleeding
- Increase in liver enzymes

**Common** (may affect 1-10 out of 100 users)

- You bruise more easily than usual. This could be because of a blood problem associated with low platelet count
- Pink patches on your skin. These are more likely to appear in the area where you have been injected with this medicine
- Skin rash (hives, urticaria)
- Red and itchy skin
- Bruising or pain at the injection site
- Decreased red blood cell count
- High blood platelet count
- Headache

**Uncommon** (may affect 1-10 out of 1,000 users)

- Sudden severe headache. This could be a sign of bleeding in the brain
- A feeling of tenderness and swelling in your stomach. You may have bleeding in your stomach
- Large, red, irregularly-shaped skin lesions with or without blisters
- Skin irritation (local irritation)
- Yellowing of your skin or eyes, your urine becomes darker in color. This could be a liver problem.

**Rare** (may affect 1-10 out of 10,000 users)

- Severe allergic reaction. The signs may include: a rash, swallowing or breathing problems, swelling of the lips, face, throat or tongue.
- Increased potassium in your blood - this is more likely to happen in people with kidney problems or diabetes. Your doctor will be able to check this by carrying out a blood test.
- An increase in the number of eosinophils in your blood. Your doctor will be able to check this by carrying out a blood test.
- Hair loss.
- Osteoporosis (a condition where your bones are more likely to break) after long-term use.
- Tingling, numbness and muscular weakness (particularly in the lower part of your body) when you have had a spinal puncture or a spinal anesthetic.
- Loss of control over your sphincters (so you cannot control your need to go to the bathroom).
- A hard lump at the injection site

**If a side effect has occurred, if one of the side effects worsens, or if you suffer from a side effect not mentioned in the leaflet, consult your doctor.**

Side effects can be reported to the Ministry of Health by clicking on the link "Report side effects of drug treatment" found on the homepage of the Ministry of Health website ([www.health.gov.il](http://www.health.gov.il)), which directs to the online side effects reporting form, or by

accessing the following link: <https://sideeffects.health.gov.il>

Additionally, you may also report to Kamada Ltd. via email: [pharmacovigilance@kamada.com](mailto:pharmacovigilance@kamada.com)

**5. HOW SHOULD THE MEDICINE BE STORED?**

- Avoid poisoning! This medicine, and every other medicine, should be kept in a safe place out of the reach and sight of children and/or infants in order to avoid poisoning. Do not induce vomiting unless explicitly instructed to do so by the doctor.
- Do not use the medicine after the expiry date (exp. date) that appears on the package. The expiry date refers to the last day of that month.

**Storage conditions**

- Store in a temperature below 25°C. do not freeze.
- Do not use the medicine if the syringe is damaged or if the solution is not clear.
- Enoxaparin Kamada/Enoxaparin Kamada Forte pre-filled syringes are intended for single use. Discard any leftover solution that has not been used.
- Do not discard medicines via waste water or the trash. Ask the pharmacist how to dispose of medicines no longer in use. These measures will help protect the environment.

**6. FURTHER INFORMATION**

In addition to the active ingredient, the medicine also contains water for injection.

**What the medicine looks like and the contents of the package:**

Enoxaparin Kamada/Enoxaparin Kamada Forte is a clear solution, colorless to pale-yellow, in a pre-filled syringe with a needle and a protective sleeve.

Each package contains 2 or 10 syringes.

This leaflet does not contain all the information about the medicine. If you have any question, or are not sure about something, please refer to the doctor.

**Registration holder's name and address:** Kamada Ltd., Beit Kama, Israel  
**Manufacturer's name and address:** Techdow Pharma Netherlands B.V., Amsterdam, Netherlands

Revised in September 2025.

**Registration number of the medicine in the National Drug Registry of the Ministry of Health:**

Enoxaparin Kamada: 166-63-36348-00  
Enoxaparin Kamada Forte: 166-62-36347-00