

**PATIENT PACKAGE INSERT IN ACCORDANCE WITH THE  
PHARMACISTS' REGULATIONS (PREPARATIONS) - 1986**

The medicine is dispensed with a doctor's prescription only

## **Enoxaparin Ledraxen Solution for Injection**

### **Prefilled syringe with a safety system**

20 mg (2,000 units)/0.2 ml

40 mg (4,000 units)/0.4 ml

60 mg (6,000 units)/0.6 ml

80 mg (8,000 units)/0.8 ml

100 mg (10,000 units)/1 ml

#### **Active ingredient and its quantity:**

Each syringe contains:

Enoxaparin sodium 20 mg, 40 mg, 60 mg, 80 mg, 100 mg, respectively.

Inactive ingredients, see section 6.

#### **Read the leaflet carefully in its entirety before using the medicine.**

Keep this leaflet; you may need to read it again.

This leaflet contains concise information about the medicine. If you have further questions, refer to the doctor or pharmacist.

This medicine has been prescribed to treat you. Do not pass it on to others. It may harm them, even if it seems to you that their medical condition is similar.

If a side effect worsens or if a side effect not listed in this leaflet occurs, please refer to a doctor or pharmacist.

**Enoxaparin Ledraxen Prefilled syringe with a safety system is a biosimilar preparation. For further information please refer to website of Ministry of Health:**

<https://www.health.gov.il/UnitsOffice/HD/MTI/Drugs/Registration/Pages/Biosimilars.aspx>

### **1. WHAT IS THE MEDICINE INTENDED FOR?**

**This medicine is used in adults to:**

- Treatment of blood clots that formed in your blood
- Stop blood clots from forming in your blood in the following situations:
  - Before and after an operation
  - When you have an illness that prevents you from moving or that limits your mobility for some time
- Stop blood clots from forming when you have unstable angina (a condition in which not enough blood gets to your heart) or after a heart attack.

- Stop blood clots from forming in the tubes of the dialysis machine (used for people with severe kidney problems).

**Therapeutic group:**

The medicine contains an active ingredient called enoxaparin sodium, which belongs to a group of medicines called “low molecular weight heparin” or LMWH.

**The medicine works in two ways:**

1. Preventing existing blood clots from getting any larger. This helps the body break them down and prevents them from causing you harm.
2. Prevents formation of new blood clots in your blood.

**2. BEFORE USING THE MEDICINE:**

**Do not use the medicine if:**

- You are allergic to:
  - Enoxaparin sodium or to any of the additional ingredients contained in the medicine (see section 6).
  - Heparin or other LMWH preparations, such as nadroparin, tinzaparin or dalteparin.

Signs of an allergic reaction include: rash, difficulty swallowing or breathing, swelling of the face, lips, tongue, oral cavity, throat or eyes.
- You have had a reaction to heparin that caused a severe drop your platelet counts within the last 100 days.
- You have antibodies to enoxaparin in your blood.
- You are suffer from hepatic hemorrhage or are in a condition with a high risk of bleeding, such as stomach ulcer, recent surgery of the brain or eyes, or a recent bleeding stroke.
- You are using enoxaparin to treat blood clots in your body and are going to undergo within 24 hours:
  - spinal or lumbar puncture,
  - surgery that involves epidural or spinal anaesthesia.

Do not use Enoxaparin Ledraxen if one of the above applies to you. If you are not sure, talk to your doctor or pharmacist before use.

**Special warnings regarding use of the medicine:**

Enoxaparin Ledraxen should not be interchanged with other preparations belonging to the LMWH group, such as nadroparin, tinzaparin or dalteparin.

This is because they are not identical and do not have the same activity and instructions for use.

Before treatment with the medicine, tell the doctor if:

- you have ever had a reaction to heparin that caused a severe drop in the number of blood platelets,
- you have had a heart valve fitted,

- you have endocarditis (an infection of the inner lining of the heart),
- you have history of gastric ulcers,
- you recently had a stroke,
- you have high blood pressure,
- you have diabetes or problems with blood vessels in the eyes caused by diabetes (a disease called diabetic retinopathy),
- you recently had an eye or brain operation,
- you are elderly (over 65 years old) and especially if you are over 75 years old,
- you have kidney problems,
- you have liver problems,
- you are underweight or overweight,
- you have high blood potassium levels (this may be checked with a blood test),
- you are currently using medicines which affect bleeding (see the section below on drug interactions),
- you have a problem with your spine or you have had spinal surgery.

If any of the above apply to you (or if you are uncertain), talk to your doctor or pharmacist before using enoxaparin.

For patients receiving doses higher than 210 mg per day, this medicine contains more than 24 mg sodium (the main ingredient of cooking/table salt) per dose. This is equivalent to 1.2% of the maximum recommended maximum adult daily intake of sodium.

### **Tests and follow-up**

You may have a blood test before you start using this medicine as well as and at intervals while you using it; this is to check the level of the clotting cells (platelets) and potassium in your blood.

### **Use in children and adolescents**

The safety and effectiveness of Enoxaparin Ledraxen have not been tested in children and adolescents.

### **Drug interactions**

**If you are taking, or have recently taken, other medicines, including non-prescription medicines and nutritional supplements, tell the doctor or pharmacist. Especially if you are taking:**

- Warfarin - a medicine for thinning the blood.
- Aspirin (also known as acetylsalicylic acid or ASA), clopidogrel or other medicines used to stop blood clots from forming (see section 3 - Changing of anticoagulant medicine),
- Dextran injection - used as a blood replacer,

- Ibuprofen, diclofenac, ketorolac or other medicines known as non-steroidal anti-inflammatory medicines which are used to treat pain and swelling in arthritis and other conditions,
- Prednisolone, dexamethasone or other medicines used to treat asthma, rheumatoid arthritis and other conditions,
- Medicines which increase potassium level in your blood such as potassium salts, diuretics and some medicines for heart problems.

### **Operations and anesthetics**

If you are going to have a spinal or lumbar puncture or an operation which necessitates an epidural or spinal anaesthetic, tell your doctor that you are using Enoxaparin Ledraxen.

### **Pregnancy, breast-feeding and fertility**

If you are pregnant, think you may be pregnant or are planning to have a baby, consult the doctor or pharmacist before using this medicine.

If you are pregnant and have an mechanical heart valve, you may be at an increased risk of developing blood clots. Your doctor should discuss this with you.

If you are breast-feeding or plan to breast-feed, you should consult the doctor before using this medicine.

### **Driving and operating machinery**

Enoxaparin Ledraxen does not affect ability to drive or operate machinery.

It is advisable that the brand name and batch number of the product you are using are recorded by your healthcare team.

## **3. HOW SHOULD YOU USE THE MEDICINE?**

Always use the preparation according to the doctor's instructions. Check with the doctor or pharmacist if you are uncertain.

- While you are in a hospital, a doctor or nurse will normally give you the medicine, as it is given by injection. When you arrive home, it is possible that you may need to continue self-administration of Enoxaparin Ledraxen (see injection instructions below).
- Enoxaparin Ledraxen is usually given by a subcutaneous injection.
- Enoxaparin Ledraxen may be given by injection into a vein (intravenously) following certain types of heart attack or operations.
- The medicine can be added to the tube exiting the body (arterial line) at the start of a dialysis session.
- Do not inject Enoxaparin Ledraxen into a muscle.

### **Dosage**

The dosage and treatment regimen will be determined by the doctor only. The dose of the medicine will depend on the reason for which it is being used.

If you have problems with your kidneys, you may be given a lower dosage of

the medicine.

Do not exceed the recommended dose.

### **Self-administration of Enoxaparin Ledraxen**

If you are capable of injecting the medicine yourself, your doctor or nurse will show you how to do this. Do not try to inject yourself if you have not been trained how to do so. If you are not sure what to do, refer to your doctor or nurse immediately. Administering the injection properly under the skin will help reduce pain and bruising at the injection site.

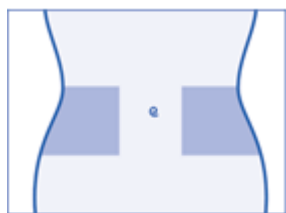
#### **Before the injection**

- Prepare the items that you need: syringe, alcohol swab or soap and water, and a sharps container.
- Check the expiry date on the medicine. Do not use if the date has passed.
- Check that the syringe is not damaged and the medicine in it is a clear solution. If not, use another syringe of the medicine.
- Make sure you know how much you need to inject.
- Check your stomach to see if the last injection caused any redness, a change in skin color, swelling, oozing from the skin, or is still painful. If so talk to your doctor or nurse.

#### **Instructions for self-injection**

##### **Preparing the injection site**

1. Choose an area on the right or left side of your stomach. This should be at least 5 cm away from your belly button and towards the sides of the body.
- Do not inject yourself within 5 cm of your belly button or around existing scars or bruises.
- Change the place where you inject between the left and right sides of your stomach, depending on the area you last injected.



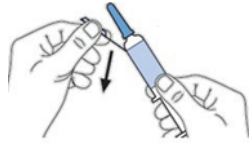
2. Wash your hands. Gently cleanse (do not rub) the area where you will inject with an alcohol swab or with soap and water.
3. Sit or lie in a comfortable position so you are relaxed. Make sure you can see the place you are going to inject. A lounge chair or bed propped up with pillows is ideal.

##### **Instructions for syringes with safety system**

- Preparation of the injection site:

Before performing the injection, wash your hands and dry them. Use a cotton ball to clean (without rubbing) the area chosen for the injection.

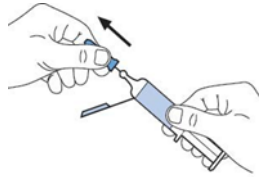
Choose a different area of the stomach for each injection.



- First, bend the trap toward the side by approximately 90 degrees. Important: do not remove the cap before bending the trap.

- Remove the protective cap from the needle.

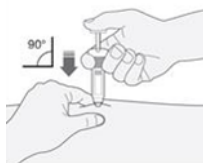
The appearance of a drop at the end of the needle is possible. In this case,



remove the drop before injection by tapping on the body of the syringe (with the needle pointing down).

- Perform the injection:

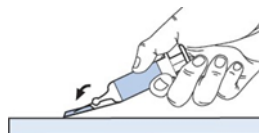
The pre-filled syringe is ready for immediate use. Choose an area on the right or left side of your stomach. This should be at least 5 cm away from your belly button (navel) and out towards your sides. Hold the syringe so that the needle is pointing downwards (vertically at a 90° angle), into the thickness of a skin



fold pinched between the thumb and index finger of the operator. The fold should be held throughout the entire injection.

- Secure the needle-trap:

Place the trap against a hard, stable surface, using one hand. Important: Do not use your finger to secure the needle in the trap. Then press down the trap. Bend the trap until the needle audibly clicks into the plastic part.



- When you have finished

1) To avoid bruising, do not rub the injection site after you have injected yourself.

2) Drop the used syringe into a sharps container. Close the container lid

tightly and place the container out of reach of children. When the container is full, dispose of it as your doctor or pharmacist has instructed.

Any unused medicinal product or waste material should be disposed of in accordance with local requirements.

### **Changing anticoagulant medicine**

- **Changing from Enoxaparin Ledraxon to blood thinners called vitamin K antagonists (such as warfarin)**

Your doctor will ask you to perform blood tests called INR and will tell you when to stop the injections of Enoxaparin Ledraxon accordingly.

- **Changing from blood thinners called vitamin K antagonists (such as warfarin) to Enoxaparin Ledraxon**

Stop taking the vitamin K antagonist. Your doctor will ask you to perform blood tests called INR and will tell you when to start injections of Enoxaparin Ledraxon accordingly.

- **Changing from Enoxaparin Ledraxon to treatment with direct oral anticoagulants**

Stop taking Enoxaparin Ledraxon. Start taking the direct oral anticoagulant 0 to 2 hours before the time you would have had the next injection, then continue as normal.

- **Changing from treatment with direct oral anticoagulants to Enoxaparin Ledraxon**

Stop taking the direct oral anticoagulant. Do not start treatment with Enoxaparin Ledraxon until 12 hours have elapsed after the final dose of the direct oral anticoagulant.

### **If you have accidentally injected too high a dose**

If you think that you have used too much or too little Enoxaparin Ledraxon, consult your doctor, pharmacist or nurse immediately, even if you have no adverse reactions. If a child accidentally injects or swallows the medicine, take them to a hospital casualty department straight away.

### **If you forget to inject the medicine**

If you forgot to inject Enoxaparin Ledraxon at the required time, inject a dose as soon as you remember.

**Do not inject** a double dose on the same day to make up for a forgotten dose. Keeping a diary will help to make sure you do not miss a dose.

### **If you stop taking the medicine**

It is important for you to keep having the injections until your doctor decides to stop them. If you stop the treatment, you could get a blood clot which could be very dangerous.

**Do not take medicines in the dark! Check the label and the dose each time you take the medicine. Wear glasses if you need them.**

**If you have further questions regarding use of the medicine, consult the doctor, pharmacist or nurse.**

## 4. SIDE EFFECTS

As with any medicine, use of Enoxaparin Ledraxen may cause side effects in some users. Do not be alarmed when reading the list of side effects. You may not suffer from any of them.

### **Serious side effects**

**Stop using the medicine and refer to a doctor or nurse** if you have signs of a serious allergic reaction (e.g., rash, breathing or swallowing problems, swelling of the face, lips, tongue, oral cavity, throat or eyes).

**Stop using the medicine and immediately seek medical care if you notice one or more of the following symptoms:**

- A red, scaly and widespread rash with bumps under the skin and blisters accompanied by fever. The symptoms usually appear at the initiation of treatment (acute generalised exanthematous pustulosis).

Like other similar medicines to reduce blood clotting, Enoxaparin Ledraxen may cause bleeding. This may be life-threatening. In certain cases, the bleeding may not be obvious.

### **Talk to the doctor straight away if:**

- you have bleeding that does not stop on its own.
- you have signs of excessive bleeding, such as being very weak, tired, pale or dizzy, with headaches or unexplained swelling.

Your doctor may decide to keep you under close observation or to change your medicine.

### **You should inform the doctor straight away if:**

- You have signs of blockage of a blood vessel by a blood clot such as:
  - cramping pain, redness, warmth, or swelling in one of your legs – these are signs of deep vein thrombosis.
  - breathlessness, chest pain, fainting or coughing up blood – these are signs of a pulmonary embolism.
- You have a painful rash of dark red spots under the skin which do not go away when you put pressure on them.

Your doctor may request that you perform a blood test to check your platelet count.

### **Other side effects:**

#### **Very common** (may affect more than 1 in 10 people)

- Bleeding
- Increase in liver enzymes

#### **Common** (may affect up to 1 in 10 people)

- You bruise more easily than usual. This could be because of a blood

problem due to low platelet count

- Pink patches on your skin. These are more likely to appear in the areas where you injected Enoxaparin Ledraxen
- Skin rash (hives, urticaria)
- Red and itchy skin
- Bruising or pain at the injection site
- Decreased red blood cell count
- High blood platelet
- Headache

**Uncommon** (may affect up to 1 in 100 people)

- Sudden severe headache. This could be a sign of bleeding in the brain
- A feeling of tenderness and swelling in your stomach. You may have bleeding in your stomach
- Large, red, irregularly-shaped skin lesions with or without blisters
- Skin irritation (local irritation)
- Yellowing of your skin or eyes and your urine becomes darker in color. This could be a liver problem

**Rare** (may affect up to 1 in 1000 people)

- Severe allergic reaction. The signs may include: a rash, swallowing or breathing problems, swelling of the lips, face, throat or tongue.
- Increased potassium in your blood. This is more likely to happen in people with kidney problems or diabetes. Your doctor will be able to check this by carrying out a blood test.
- An increase in the number of eosinophils in your blood. Your doctor will be able to check this by carrying out a blood test.
- Hair loss
- Osteoporosis (a condition where your bones are more likely to break) after long-term use.
- Tingling, numbness and muscular weakness (particularly in the lower part of your body) after you have had a spinal puncture or a spinal anaesthetic.
- Loss of control over your sphincters (you cannot control when you go to the toilet).
- A hard lump at the injection site.

**If one of the side effects worsens or persists for more than several days or if you suffer from a side effect not mentioned in the leaflet, consult the doctor.**

Side effects can be reported to the Ministry of Health by clicking on the link "Report Side Effects of Drug Treatment" found on the Ministry of Health home page ([www.health.gov.il](http://www.health.gov.il)) that directs you to the online form for reporting side effects, or by entering the link: <https://sideeffects.health.gov.il>

## **5. HOW SHOULD THE MEDICINE BE STORED?**

Avoid poisoning! This medicine, and any other medicine, must be stored in a safe place out of the reach of children and/or infants in order to avoid poisoning. Do not induce vomiting unless explicitly instructed to do so by the doctor.

Do not use the medicine after the expiry date (exp. date) that appears on the package. The expiry date refers to the last day of that month.

Do not store at a temperature that exceeds 25°C. Do not store in the refrigerator or freezer.

## **6. FURTHER INFORMATION**

In addition to the active ingredient, the medicine also contains water for injection.

### **What the medicine looks like and contents of the package:**

Enoxaparin Ledraxen is a clear solution, supplied in prefilled syringes with a needle and guard.

Each package contains 10 syringes.

This leaflet does not contain all the information about the preparation. If you have any question or are unsure about something, please refer to the doctor.

### **License holder (France) and its address**

Venipharm 4, Bureaux de la Colline 92210 Saint-Cloud FRANCE

### **Importer and License Holder (Israel) and address**

Pharmalogic Ltd., 14 Imber St. Petach Tikva, 49511

Registration number of the medicine in the National Drug Registry of the Ministry of Health: 170-98-36877-00

Revised in January 2024 according to MOH guidelines.

SH108141 PL v1