



**PATIENT PACKAGE INSERT
IN ACCORDANCE WITH THE
PHARMACISTS' REGULATIONS
(PREPARATIONS) – 1986**

The medicine is dispensed with a doctor's prescription only

Dupixent 200 mg

**Solution for injection
in a pre-filled syringe with
needle shield**

SANOFI

Active ingredient:

Each pre-filled syringe of **Dupixent 200 mg** contains 200 mg dupilumab.

Inactive ingredients: see section 6.

Read this leaflet carefully in its entirety before using the medicine.

Keep this leaflet; you may need to read it again.

This leaflet contains concise information about the medicine. If you have further questions, refer to the doctor, pharmacist or nurse.

This medicine has been prescribed for you. Do not pass it on to others. It may harm them, even if it seems to you that their medical condition is similar.

1. WHAT IS THE MEDICINE INTENDED FOR?

Dupixent 200 mg is used to treat adults and adolescents from the age of 12 years and over in the following conditions:

- Moderate-to-severe atopic dermatitis, inadequately controlled by prescription medicines for topical treatment or when the patient cannot use topical treatment. Dupixent may be used with or without topical corticosteroids.
- Maintenance treatment of moderate-to-severe asthma in combination with other asthma medicines in patients whose asthma is not controlled by their current asthma medications.

Dupixent helps prevent severe asthma attacks and can improve breathing. Dupixent may also help reduce the amount of oral corticosteroids the patient takes, while preventing severe asthma attacks and improving breathing.

Therapeutic group:

Non-corticosteroidal treatments for the skin and for dermatitis.

- Dupixent acts by blocking two proteins that cause a type of inflammation that plays a central role in eczema/atopic dermatitis, asthma and chronic rhinosinusitis with nasal polyposis.
- Dupixent is not used to treat sudden breathing problems.

2. BEFORE USING THE MEDICINE

Do not use the medicine: if you are sensitive (allergic) to dupilumab or to any of the additional ingredients contained in the medicine (see section 6).

Special warnings regarding use of the medicine

Before treatment with Dupixent, talk with your doctor about all your medical conditions, including if:

- you have eye problems.
- you have an intestinal parasitic infection.
- you are scheduled to receive any vaccinations. You should not receive a "live vaccine" if you are treated with Dupixent.

Children and adolescents

The medicine is not intended for treatment of atopic dermatitis and asthma in children under 12 years of age.

Interactions/drug interactions
If you are taking, or have recently taken, other medicines, including non-prescription medicines and nutritional supplements, tell the doctor or pharmacist, especially if:

- you are taking oral, topical, or inhaled corticosteroid medicines.
- you have asthma and are taking asthma medicines.
- you have atopic dermatitis or chronic rhinosinusitis with nasal polyposis and also asthma.

Do not change or stop taking your corticosteroids or asthma medicines without consulting the doctor. This may cause other effects, which were already under control by the corticosteroids or asthma medicine, to recur.

Pregnancy, breastfeeding and fertility

If you are pregnant, think you may be pregnant, are planning to become pregnant, or are breastfeeding, consult with your doctor before taking any medicine.

- The effect of this medicine on the unborn baby is unknown.
- It is not known whether Dupixent passes into your breast milk.

Important information regarding some of the ingredients of Dupixent

Dupixent contains less than 1 mmol (23 mg) sodium per 200 mg dose, i.e., it is essentially "sodium-free".

3. HOW SHOULD YOU USE THE MEDICINE?

Always use the medicine exactly as instructed by the doctor. Check with the doctor or pharmacist if you are not sure about the dosage and treatment regimen of the medicine.

Dupixent is given by injection under the skin (subcutaneous injection). You and your doctor or nurse should decide if you should inject Dupixent yourself.

Inject Dupixent yourself only after you receive training by the doctor or nurse. A caregiver can also give you your Dupixent injection after receiving appropriate training.

Each syringe of Dupixent 200 mg contains one dose of Dupixent (200 mg).

Do not shake the syringe.

Read the **"Instructions for Use"** for the syringe carefully before using Dupixent.

How much Dupixent to inject and for how long

The dosage and treatment regimen will be determined by the doctor only.

In children and adolescents aged 12 years and older, it is recommended that Dupixent be given by or under the supervision of an adult.

The usual initial dose is generally two injections, followed by one injection given every two weeks by subcutaneous injection.

Do not exceed the recommended dosage.

If you use more Dupixent than needed

If you used more Dupixent than needed or the dose has been given too early, refer to your doctor, pharmacist or nurse.

If you forgot to use Dupixent

If you forgot to inject a dose of Dupixent, refer to your doctor, pharmacist or nurse.

If you stop using Dupixent

Do not stop using Dupixent without first consulting with the doctor.

Your doctor may recommend use of additional medicines together with Dupixent. Use the other medicines exactly as instructed by your doctor.

Do not take medicines in the dark! Check the label and dose each time you take medicine. Wear glasses if you need them.

If you have further questions regarding use of the medicine, consult the doctor or pharmacist.

4. SIDE EFFECTS

Like any medicine, use of Dupixent may cause side effects in some users. Do not be alarmed when reading the list of side effects. You may not suffer from any of them.

Dupixent can cause serious side effects including:

- **Allergic reactions (hypersensitivity), including anaphylaxis.**

Stop using Dupixent and refer to your doctor or an emergency center immediately if one or more of the following effects occur:

breathing problems, swelling of the face, mouth, and tongue, fainting, dizziness, low blood pressure, fever, general ill feeling, swollen lymph nodes, joint pain, hives, itching, skin rash.

- **Eye problems.** Tell your doctor if you have any new or worsening eye problems, including eye pain or changes in vision.

- **Inflammation of blood vessels.** Rarely, patients suffering from asthma may develop this effect. This happens to people who are also taking an oral steroid, but who stop taking it or the dosage is lowered. It is not known whether this is caused as a result of Dupixent. Tell the doctor immediately if you have: a rash, chest pain, shortness of breath, a feeling of pins and needles or numbness of your arms or legs, persistent fever.

The most common side effects:

- injection site reactions
- eye and eyelid inflammation, including redness, swelling, and itching
- pain in the throat (oropharyngeal pain)
- cold sores in the mouth or on the lips
- high count of a certain white blood cell (eosinophilia)
- trouble sleeping
- toothache
- gastritis
- joint pain

The following additional side effects have been reported:

- facial rash or redness

If a side effect occurs, if any of the side effects worsen, or when you are suffering from a side effect not mentioned in the leaflet, consult with the doctor.

Side effects can be reported to the Ministry of Health by clicking on the link "Report Side Effects of Drug Treatment" found on the Ministry of Health homepage (www.health.gov.il) that directs you to the online form for reporting side effects, or by entering the link:

<https://sideeffects.health.gov.il>

5. HOW SHOULD THE MEDICINE BE STORED?

Avoid poisoning! This medicine and any other medicine must be kept in a safe place out of the reach and sight of children and/or infants in order to avoid poisoning. Do not induce vomiting unless explicitly instructed to do so by the doctor.

Do not use the medicine after the expiry date (exp. date) that appears on the package. The expiry date refers to the last day of that month.

Storage conditions:

Do not store different medicines in the same package.

Store in a refrigerator (2°-8°C).

If necessary, the syringes can be stored at a room temperature of up to 25°C for a maximum of 14 days. Do not store at a temperature above 25°C.

If you take the carton out of the refrigerator, write the date it was taken out on the outer package and use Dupixent within 14 days. Do not put the medicine back into refrigerator.

Store in the original package to protect from light.

Do not use the medicine if it is cloudy, discolored or contains particles.

Do not discard medicines into the household waste bin. Ask your pharmacist how to dispose of medicines you no longer need. These measures will help protect the environment.

6. FURTHER INFORMATION

In addition to the active ingredient, the medicine also contains the following inactive ingredients:

Each Dupixent 200 mg syringe contains:

Sucrose (57 mg), L-arginine monohydrochloride, L-histidine monohydrochloride monohydrate, L-histidine, polysorbate 80, glacial acetic acid, sodium acetate trihydrate, water for injections.

What the medicine looks like and the contents of the package:

Dupixent 200 mg: Each glass pre-filled syringe contains 200 mg dupilumab in a 1.14 ml clear to slightly opalescent, colorless to pale yellow solution.

The package contains: 1, 2, 3 or 6 pre-filled syringes with a needle shield.

Not all package sizes may be marketed.

This leaflet does not contain all the information about the medicine. If you have any question or are not sure about anything, please refer to the doctor.

License holder & importer and address:

sanofi-aventis Israel Ltd.,10 Beni Gaon St., Netanya.

Registration number of the medicine in the National Drug Registry of the Ministry of Health:

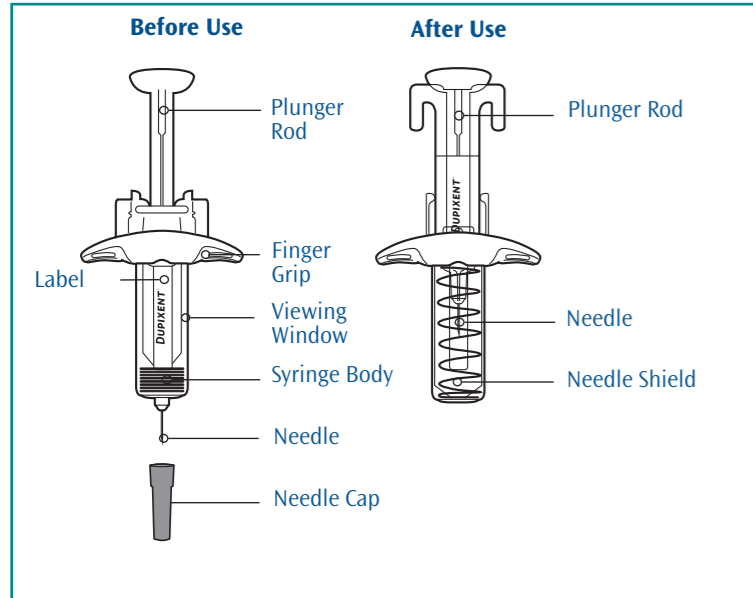
Dupixent 200 mg 1644236128

Revised in April 2021 according to MOH guidelines.

INSTRUCTIONS FOR USE - Dupixent 200 mg

Read the Instructions for Use before using the syringe. **Do not inject yourself or anyone else until you have been shown how to inject Dupixent.** In adolescents 12 years of age and older, it is recommended that Dupixent be administered by or under supervision of an adult. A healthcare provider can show you or your caregiver how to prepare and inject a dose of Dupixent before you try to do it yourself for the first time. Keep these instructions for future use. Call your healthcare provider if you have questions. This device is a **single-dose** pre-filled syringe (called a "syringe" in these instructions). It contains 200 mg of Dupixent for injection under the skin (subcutaneous injection).

The parts of the Dupixent pre-filled syringe with needle shield are displayed in the following picture:



IMPORTANT INFORMATION

- Read all of the instructions carefully before using the syringe.
- Check with your healthcare professional how often you will need to inject the medicine.

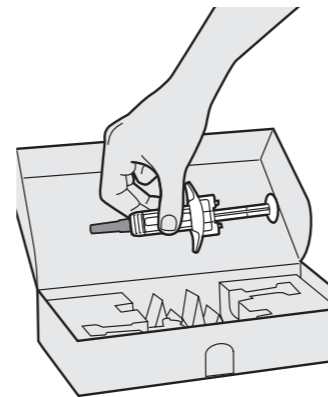
- Change the injection site for each injection.
- **Do not** use the syringe if it has been dropped on a hard surface or damaged.
- **Do not** use the syringe if the needle cap is missing or not properly attached.
- **Do not** touch the plunger rod until you are ready to inject.
- **Do not** inject through clothes.
- **Do not** get rid of any air bubbles from the syringe.
- To reduce the risk of accidental needle injury, the syringe has a needle shield that is automatically activated to cover the needle after the injection.
- **Never** pull back on the plunger rod.
- **Do not** remove the needle cap until just before the injection.
- Throw away the used single-dose syringe immediately after use (see section 13: Dispose).
- **Do not reuse** a Dupixent syringe.

How to store Dupixent

- **Keep the Dupixent syringes and other medicines out of the reach of children.**
- Store the syringes in the refrigerator, at a temperature between 2°-8°C.
- Store the syringes in the original package to protect from light.

- Dupixent can be stored at room temperature (up to 25°C) for up to 14 days. Throw away syringes that were left at room temperature for more than 14 days.
- **Do not** shake the syringe.
- **Do not** heat the syringe.
- **Do not** freeze the syringe.
- **Do not** place the syringe under direct sunlight.

Step 1: Remove



Remove the syringe from the carton by holding the middle of the syringe body.

⚠ Do not pull off the needle cap until you are ready to inject.

⚠ Do not use the syringe if it has been dropped on a hard surface or damaged.

Step 2: Prepare

Ensure you have the following items:

- the Dupixent pre-filled syringe
- an alcohol wipe *
- a cotton ball or gauze pad *
- a puncture-resistant container *

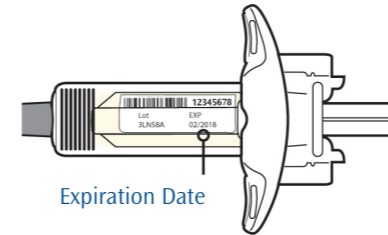
* These items are not included in the product package

Step 3: Check

When you receive your Dupixent syringes, always check that:

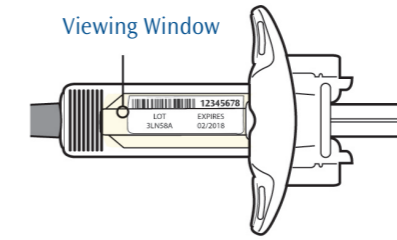
- the expiry date on the syringes has not passed.
- you have the correct preparation and the correct dosage.

⚠ Do not use the syringe if the expiry date has passed.



Step 4: Inspect

Viewing Window



Look at the medicine through the viewing window on the syringe. Check if the liquid is clear and colorless to a pale yellow shade. *Note: You may see an air bubble; this is normal.*

⚠ Do not use the syringe if the liquid is discolored or cloudy, or if it contains visible flakes or particles.

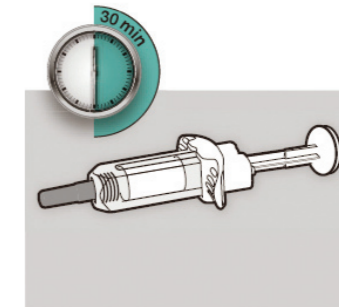
Step 5: Wait 30 minutes

Lay the syringe on a flat surface for at least 30 minutes and allow it to reach room temperature naturally.

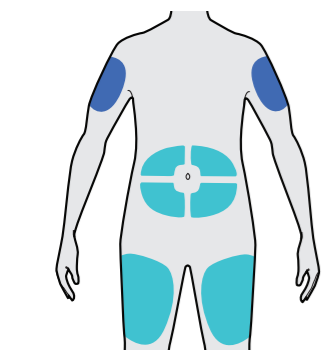
Do not heat the syringe.

⚠ Do not place the syringe under direct sunlight.

⚠ Do not leave Dupixent at room temperature for more than 14 days. Discard Dupixent syringes that were left at room temperature for more than 14 days.



Step 6: Choose your injection site



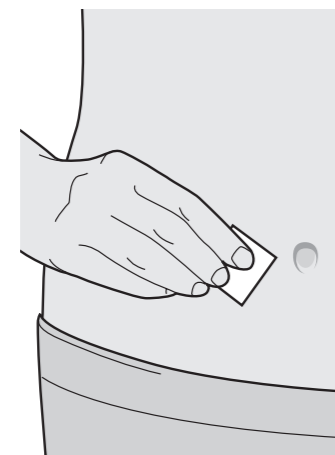
- = Self-injection or by a caregiver
- = Injection by a caregiver only

Select the injection site.

- You can inject into the thigh or stomach, except for the 5 cm around your navel.
- If somebody else gives you the injection, he can also inject into the outer part of your upper arm.
- Choose a different injection site each time you inject Dupixent.

⚠ Do not inject into skin that is tender, damaged, bruised or scarred.

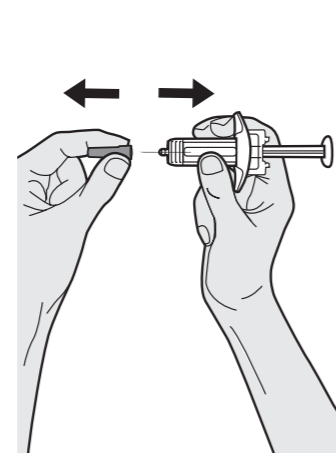
Step 7: Clean



Wash your hands. Clean the injection site with an alcohol wipe. Let your skin dry before injecting.

⚠ Do not touch the injection site again or blow on it before the injection.

Step 8: Remove the needle cap



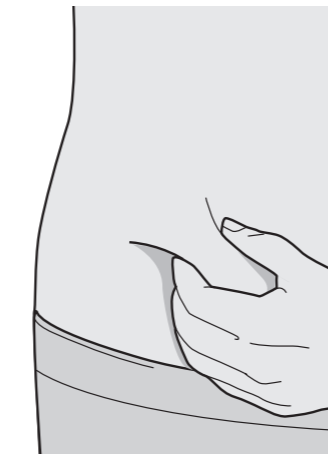
Hold the syringe in the middle of the syringe body with the needle pointing away from you and pull off the needle cap.

⚠ Do not put the needle cap back on.

⚠ Do not touch the needle.

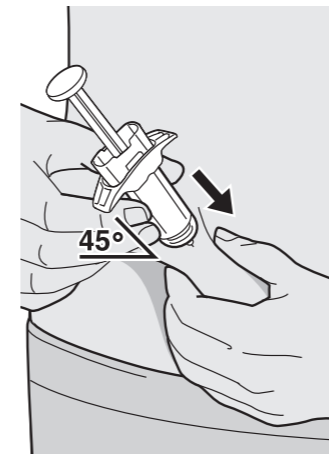
Inject your medicine immediately after removing the needle cap.

Step 9: Pinch



Pinch a fold of skin at the injection site (thigh or stomach, except 5 cm around your navel, or outer area of the upper arm if Dupixent is injected by a caregiver). The figure shows an example of pinching a fold of skin on the stomach.

Step 10: Insert



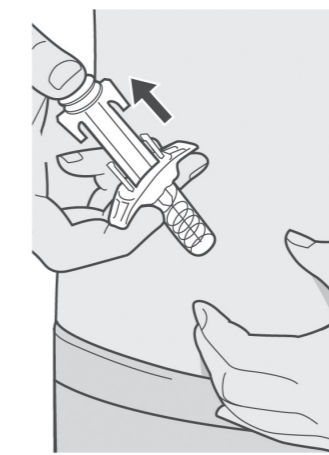
Insert the needle completely into the fold of skin at roughly a 45° angle.

Step 11: Push



Relax the pinch. Push the plunger rod down slowly and steadily as far as it will go until the syringe is empty. *Note: You will feel some resistance. This is normal.*

Step 12: Release and remove



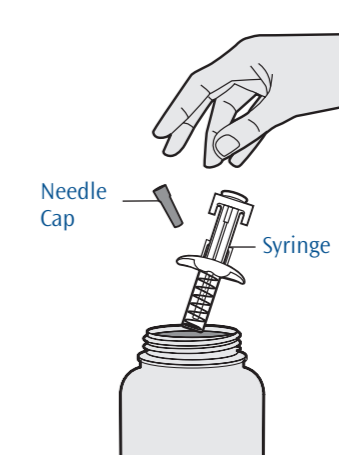
Lift your thumb to release the plunger until the needle is covered by the needle shield and then remove the syringe from the injection site.

Gently press a cotton ball or gauze pad on the injection site if you see any blood.

⚠ Do not put the needle cap back on.

⚠ Do not rub your skin after the injection.

Step 13: Dispose



Dispose of used needles, the syringe and the needle cap in a puncture-resistant container, immediately after use.

⚠ Do not discard needles, Dupixent syringes and needle caps in the household waste bin.

⚠ Do not put the needle cap back on.

דופיקסנט 200 מ"ג
 דוויקסט 200 מלג
 Dupixent 200 mg