

PATIENT PACKAGE INSERT IN ACCORDANCE WITH
THE PHARMACISTS' REGULATIONS (PREPARATIONS) - 1986

This medicine is dispensed with a doctor's prescription only

TRIXEO® AEROSPHERE®

5 mcg / 7.2 mcg / 160 mcg

Suspension for inhalation

Each dose (inhalation) contains:

Budesonide micronized 160 mcg

Glycopyrronium 7.2 mcg

Formoterol fumarate dihydrate micronized 5 mcg

For inactive ingredients in the medicine - please see section 6 "Further Information".

Read this leaflet carefully in its entirety before using the medicine. This leaflet contains concise information about the medicine. If you have any further questions, ask the doctor or pharmacist.

This medicine has been prescribed for you. Do not pass it on to others. It may harm them, even if it seems to you that their ailment is similar.

1. WHAT IS THE MEDICINE INTENDED FOR?

For maintenance treatment in adult patients with moderate to severe chronic obstructive pulmonary disease (COPD) who are not adequately treated by a combination of an inhaled corticosteroid and a long-acting beta2-agonist or combination of a long-acting beta2-agonist and a long-acting muscarinic antagonist.

Therapeutic group

Formoterol fumarate dihydrate and glycopyrronium belong to a group of medicines called 'bronchodilators'.

Budesonide belongs to a group of medicines called 'corticosteroids'.

2. BEFORE USING THE MEDICINE

Do not use the medicine if:

You are sensitive (allergic) to the active ingredient or to any of the other ingredients of this medicine (see section 6).

Special warnings regarding the use of Trixeo Aerosphere:

- This medicine is intended for a long-term maintenance treatment for COPD. **Do not use it to treat a sudden attack of breathlessness or wheezing.**
- **Breathing difficulties immediately after using the medicine -**
If you get tightness in the chest, coughing, wheezing or breathlessness immediately after using Trixeo Aerosphere, **stop using this medicine and tell your doctor straight away** (see 'Serious side effects' at the top of Section 4).
- If your breathlessness, tightness in the chest, wheezing or coughing is getting worse while using this medicine, you should continue to use Trixeo Aerosphere but contact your doctor as soon as possible, as you may need additional treatment.

Before treatment with Trixeo Aerosphere, tell the doctor if you:

- have high blood pressure or heart problems
- have diabetes
- have a lung infection
- have problems with your thyroid gland
- have low levels of potassium in your blood
- have prostate problems or any problems passing urine
- have an eye problem called 'angle-closure glaucoma'
- have kidney or liver problems.

Talk to your doctor if you think any of these may apply to you.

Children and adolescents:

Trixeo Aerosphere has not been studied in children and adolescents. This medicine is not intended for children or adolescents below the age of 18 years.

Drug interactions:

If you are taking, or have recently taken, other medicines, including non-prescription medicines and nutritional supplements, tell the doctor or pharmacist. Especially if you are taking:

- medicines called beta-blockers (such as atenolol or propranolol), that may be used for high blood pressure or heart problems, or to treat glaucoma (such as timolol)
- medicines which are used to treat fungal infections – such as ketoconazole or itraconazole
- medicines which are used to treat HIV infection – such as ritonavir or cobicistat
- medicines that lower the amount of potassium in your blood, such as:
 - corticosteroids which taken by the mouth (such as prednisolone)
 - diuretics (such as furosemide or hydrochlorothiazide), which can be used for treating high blood pressure
 - some medicines used to treat breathing problems (such as theophylline) – called ‘methylxanthines’
- any medicines that work in the same way as Trixeo Aerosphere – such as tiotropium, ipratropium, aclidinium, umeclidinium or salmeterol, arformoterol, vilanterol, olodaterol or indacaterol. Do not use Trixeo Aerosphere if you are already using any or all of these medicines.
- medicines used to treat heart rhythm problems – such as amiodarone.
- medicines which can effect on some electrical activity of the heart (called ‘QT interval’) – such as medicines for:
 - depression (such as monoamine oxidase inhibitors or tricyclic antidepressants)
 - bacterial infections (such as erythromycin, clarithromycin or telithromycin)
 - allergic reactions (anti-histamines)

If any of the above applies to you, or if you are not sure, talk to your doctor or pharmacist before using Trixeo Aerosphere.

Pregnancy and breastfeeding:

If you are pregnant or breastfeeding, planning to become pregnant or think you may be pregnant consult your doctor or pharmacist for advice before taking this medicine.

Do not use this medicine if you are pregnant or breastfeeding, unless your doctor tells you that you can.

Driving and using machines

It is unlikely that this medicine will affect your ability to drive or use machines. However, dizziness is an uncommon side effect which should be taken into consideration when driving or using machines.

3. HOW SHOULD YOU USE THE MEDICINE?

- Always use this medicine according to your doctor's instructions. Check with the doctor or pharmacist if you are not sure about the dosage and manner of treatment with this medicine.
- The recommended dose is two inhalations twice a day – two inhalations in the morning and two inhalations in the evening.
- **Do not exceed the recommended dose.**
- It is important to use Trixeo Aerosphere every day – even if you have no COPD symptoms at the time.
- **Remember:** Always rinse your mouth with water after using Trixeo Aerosphere and spit the water out – do not swallow. This is to remove any medicine which is left in your mouth.
- Trixeo Aerosphere is intended for inhalation use only.
- If you may find it difficult breathing in and pressing the inhaler at the same time, talk to your doctor or pharmacist. It may help to use a 'spacer' with your inhaler.

If you use more Trixeo Aerosphere than you should

If you have used more Trixeo Aerosphere than the recommended, talk to a doctor or pharmacist straight away. You may need medical attention. You might feel one of the following effects: your heart is beating faster than usual, you feel shaky, you have problems with your sight, you have a dry mouth, have a headache or nausea.

If you forget to use Trixeo Aerosphere

Do not take a double dose to make up for a forgotten dose. Take it as soon as you remember.

However, if it is nearly time for your next dose, skip the missed dose. Do not take more than two inhalations twice a day on the same day.

If you stop using Trixeo Aerosphere

This medicine is for long-term use. Use this medicine for as long as your doctor tells you to. It will only be effective as long as you are using it.

Do not stop unless your doctor tells you to – even if you feel better – as your symptoms may get worse. If you want to stop using this medicine, talk to your doctor first.

If you have any further questions regarding the use of this medicine, consult your doctor or pharmacist.

4. SIDE EFFECTS

As with any medicine, use of Trixeo Aerosphere may cause side effects in some users. Do not be alarmed when reading the list of side effects. You may not suffer from any of them.

Serious side effects:

Uncommon may affect up to 1 in 100 patients:

Breathing difficulties immediately after using the medicine:

If you get breathing difficulties straight after using Trixeo Aerosphere, such as tightness of the chest, coughing, wheezing or feeling breathless, **stop using this medicine and tell your doctor straight away.**

Allergic reactions:

- swelling of your face, particularly around the mouth (swelling of the tongue or throat may make it difficult to swallow)
- rash or hives together with difficulty breathing
- suddenly feeling faint.

These symptoms may be signs of an allergic reaction which may become severe.

Stop using this medicine and call for medical help straight away if you notice the serious side effects above.

Other side effects:

Tell your doctor or pharmacist if you experience any of the side effects mentioned below.

Common side effects may affect up to 1 in 10 patients:

- thrush in the mouth (a fungal infection). Rinsing your mouth out with water immediately after using Trixeo Aerosphere may help prevent this.
- feeling anxious
- difficulty sleeping
- nausea

- headache
- coughing or a hoarse voice
- muscle cramps
- palpitations (awareness of your heart beating)
- high blood sugar levels (as shown in tests)
- painful and frequent urination (may be signs of a urinary tract infection)
- pneumonia.

Tell your doctor if you have any of the following while using Trixeo Aerosphere, they could be signs of a lung infection: fever or chills, increased mucus production, change in mucus colour, increased cough or increased breathing difficulties.

Uncommon side effects may affect up to 1 in 100 patients:

- shaking, tremor or feeling dizzy
- dry mouth, or mild irritation in the throat
- bruising of the skin
- feeling restless, nervous or agitated
- depression
- fast heart beat or uneven heart beat
- chest pain or tightening in the chest (angina pectoris)

Very rare side effects may affect up to 1 in 10,000 patients:

- changes in behavior
- an effect on the adrenal gland

Side effects with unknown frequency (Not known)

- blurred vision
- clouding of the lens of your eyes (signs of cataract)
- increased pressure in the eye (glaucoma)
- swelling of your face, particularly around your mouth (swelling of the tongue or throat may make it difficult to swallow)

If a side effect appears, if any of the side effects worsens, or when you suffer from a side effect not mentioned in the leaflet, consult the doctor.

Reporting of side effects

Side effects can be reported to the Ministry of Health by clicking on the link “Report Side Effects of Drug Treatment” found on the Ministry of Health homepage (www.health.gov.il) that directs you to the online form for reporting side effects, or by entering the link: <https://sideeffects.health.gov.il>

5. HOW TO STORE THE MEDICINE?

- Avoid poisoning! This medicine and any other medicine must be kept in a safe place out of the reach and sight of children and/or infants to avoid poisoning. Do not induce vomiting unless explicitly instructed to do so by the doctor!
- Do not use the medicine after the expiry date (exp. date) that appears on the package. The expiry date refers to the last day of that month.
- After opening the inhaler pouch, the inhaler must be used within 3 months.
- Keep the inhaler inside the sealed pouch – only remove the inhaler from the sealed pouch immediately before first use. On the day the pouch is opened, write the date on the inhaler label in the space provided.
- Do not store above 25°C. Store in a dry place.
- For best results, the inhaler should be at room temperature before you use it.
- Do not break, puncture or burn the pressurised container, even when apparently empty. Do not use or store near heat or open flames.
- Do not throw away via household waste. Please consult with the pharmacist how to throw it away.

6. FURTHER INFORMATION

In addition to the active ingredient, the medicine also contains:

1,2-distearoyl-sn-glycero-3 phosphocholine,

HFA-134a

Calcium chloride dihydrate

What the medicine looks like and the content of the package?

Trixeo Aerosphere is a suspension for inhalation in a pressurized canister with a dose indicator. The pressurized canister found in a yellow actuator body with white mouthpiece. The mouthpiece is covered with a removable grey protective cap.

Trixeo Aerosphere is supplied in a aluminum foil pouch that contains a desiccant and packed into a carton box.

Each inhaler contains 120 inhalations.

Manufacturer: AstraZeneca Dunkerque Production (AZDP), Dunkerque, France.

License Holder and importer: AstraZeneca (Israel) Ltd., 1 Atirei Yeda St., Kfar Saba 4464301.

Registration number of the medicine in the National Drug Registry of the Ministry of Health:

169-60-36905

Approved in May 2022 according to the MoH guidelines.

INSTRUCTIONS FOR USE TRIXEO AEROSPHERE

Read prior to using the inhaler.

Please read these instructions carefully.

Your Trixeo Aerosphere inhaler may be different from other inhalers you have used in the past.

Important information

- For oral inhalation use only
- Before using the inhaler for the first time, you should prime it
- Rinse the yellow actuator body once a week
- Take 2 inhalations of the medicine in the morning and 2 inhalations of the medicine in the evening

Storing the inhaler

- Do not store above 25°C. Store in a dry place.
- **Do not store in a humid environment, such as a bathroom**
- Keep your inhaler and all medicines out of reach and sight of children.

Parts of your inhaler

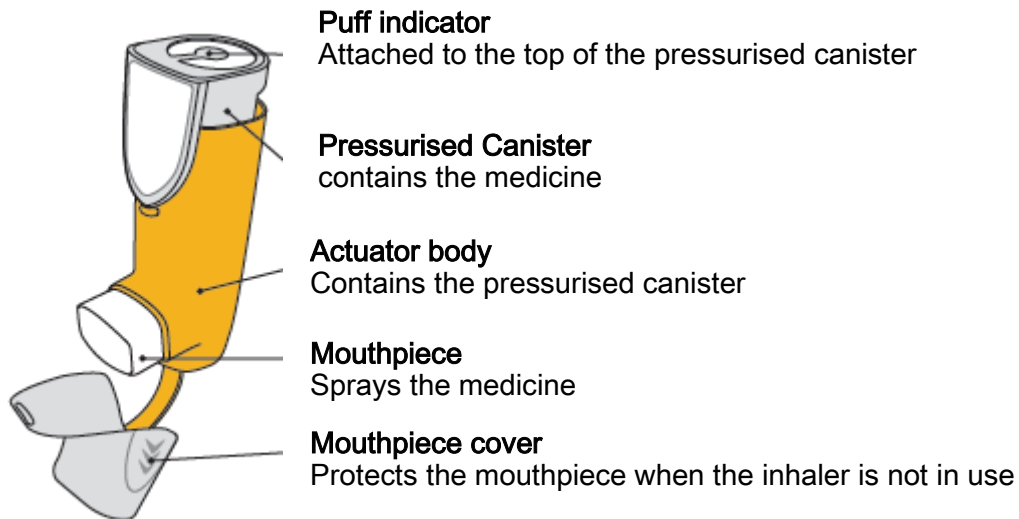


Figure 1

Reading the puff indicator

The puff indicator will count down by 1 each time you spray a puff of medicine.

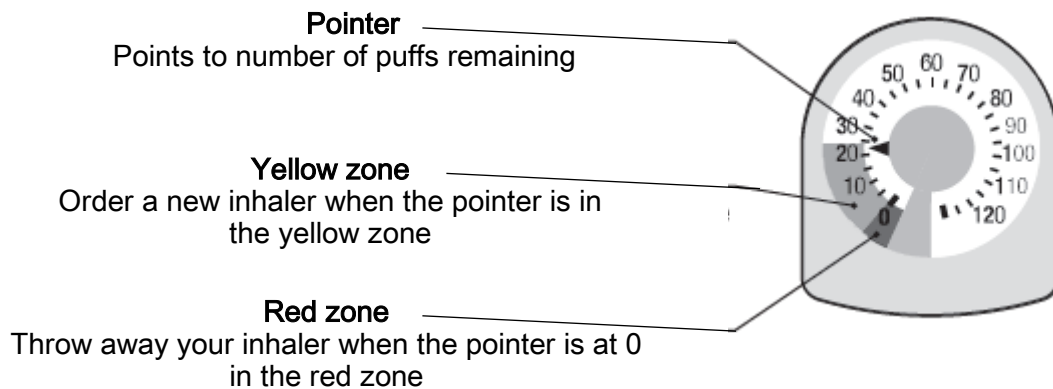


Figure 2

Do not try to take a puff when the pointer is at 0 because you will not receive a full dose.

Ordering a new inhaler

Order a new inhaler when the pointer on the puff indicator is in the yellow zone.

Throwing away your inhaler:

Throw away your inhaler following local guidelines when:

- puff indicator shows 0
- or
- 3 months after your inhaler has been removed from the foil pouch

Do not reuse or use the actuator body with medicine canisters from other inhalers.

Do not puncture or throw the canister into a fire.

BEFORE FIRST USE: Prime your inhaler 4 times before first use

Priming

Before you use the inhaler for the first time, prime it so that you will get the right amount of medicine when you use it.

step 1: Remove mouthpiece cover (Figure 3)

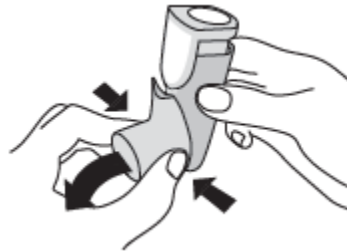


Figure 3

Step 2: Shake the inhaler well and spray **1 Test-puff** into the air facing away from you. Repeat this for a total of **4 Test-puffs**, shaking the inhaler before each Test-puff (Figure 4)

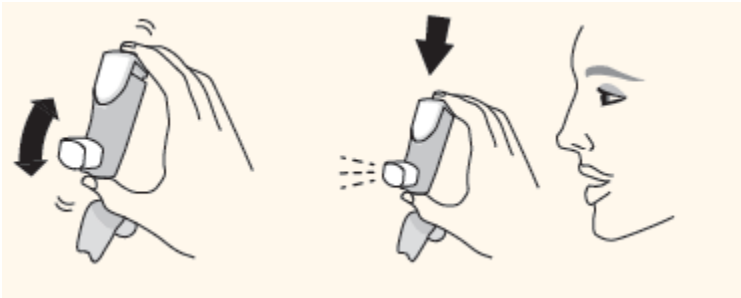


Figure 4

4 total Shake and Test-puffs

Pay attention: Extra puffs are provided for priming. **Do not skip priming.**

Re-prime your inhaler:

- after rinsing the actuator body
- if the inhaler fell
- if not used for more than 7 days

2 total Shake and Test-puffs

To re-prime, spray **2 Test-puffs**, shaking before each Test-puff.

DAILY USE, morning and evening: Inhale your medicine

- **Daily Dose: 2 inhalations in the morning and 2 inhalations in the evening.**
- Rinse your mouth with water after the 2 puffs in order to prevent fungal infection.

Step 1: Remove mouthpiece cover. **Check the mouthpiece for foreign objects and remove objects before use (Figure 5).**

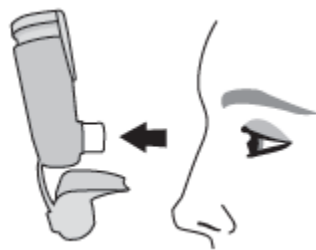


Figure 5

Step 2: Shake the inhaler well before each inhalation (Figure 6).

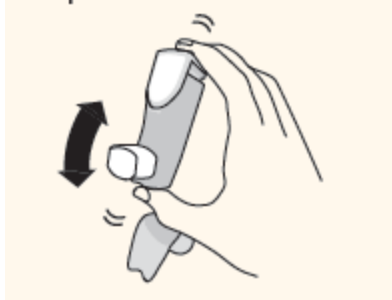


Figure 6

Step 3: Breathe out fully as much as possible (Figure 7).

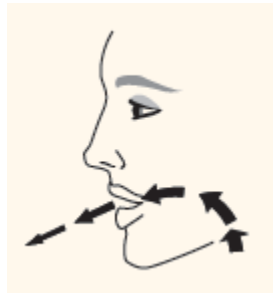


Figure 7

Step 4: Place the mouthpiece into your mouth, close your lips around the mouthpiece and tilt your head back, keeping your tongue below the mouthpiece (Figure 8).



Figure 8

Step 5: Start to breathe in deeply and slowly while spraying **1 puff**. Continue breathing in until you feel you cannot anymore (Figure 9).

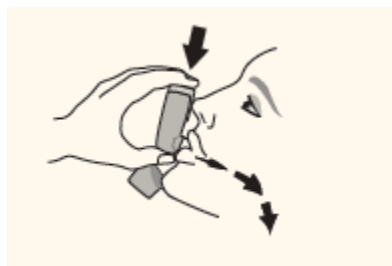


Figure 9

Step 6: Hold your breath for as long as you can, up to 10 seconds (Figure 10).



Figure 10

Step 7: Repeat steps 2-6 for the second puff.

Step 8: Put the mouthpiece cover back on (Figure 11).



Figure 11

Step 9: Rinse your mouth with water and spit out the water. **Do not swallow the water!** (Figure 12).



Figure 12

WEEKLY RINSE : Rinse your actuator body once a week

Rinse yellow actuator once a week so that medicine does not build up and block the spray through the mouthpiece.

Do not allow the canister to get wet.

Re-prime after rinsing.

Step 1: Remove the canister from the actuator and set aside (see Figure 13). Do not allow the canister to get wet.

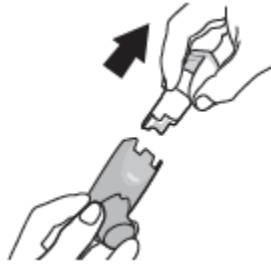


Figure 13

Step 2: Remove the mouthpiece cover (figure 14).

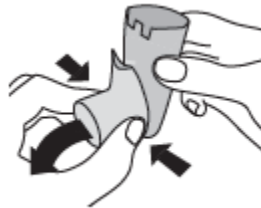


Figure 14

Step 3: Hold the actuator body under the tap and rinse with warm water through the mouthpiece for 30 seconds. Then turn the actuator body and rinse again with warm water through the top of the actuator for 30 seconds. Rinse for 60 seconds in total (Figure 15).

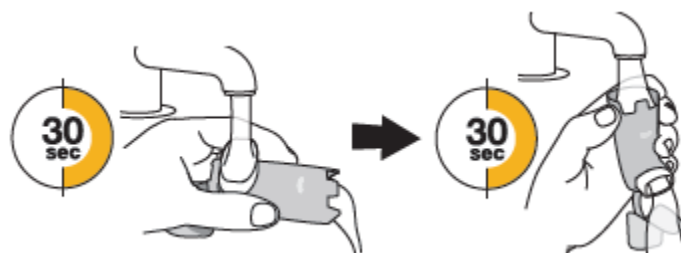


Figure 15

Step 4: Shake off the water residue from the actuator body, as much water as you can.



Figure 16

Do not dry with a towel or tissue.

Step 5: Look inside the actuator body and mouthpiece and check for medicine build-up. If there is any medicine build-up, **repeat steps 3 through 5** in this section (Figure 17).



Figure 17

Step 6: Allow the actuator body to air-dry, preferably overnight. **Do not** put the canister back into the actuator body if it is still wet (Figure 18).

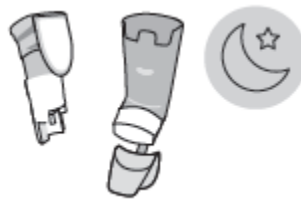


Figure 18

Step 7: When the actuator body is dry, **replace the mouthpiece cover first** and then gently press the canister down into the actuator body (Figure 19).



Figure 19

Rinse 8: Re-prime the inhaler by spraying 2 Test-puffs, shaking before each Test-puff.

2 total Shake and Test-puffs