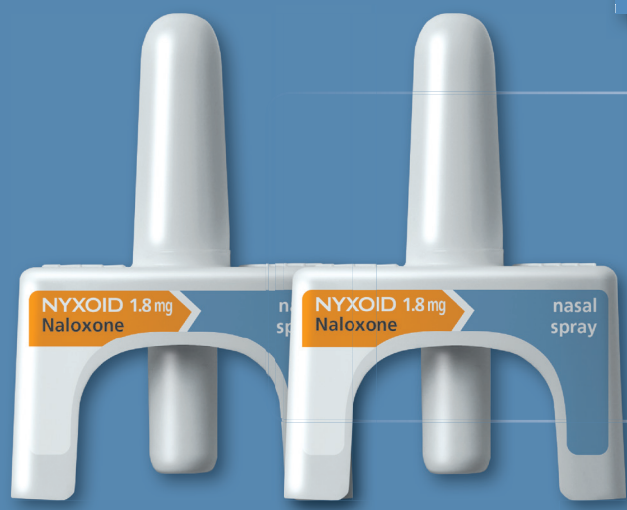
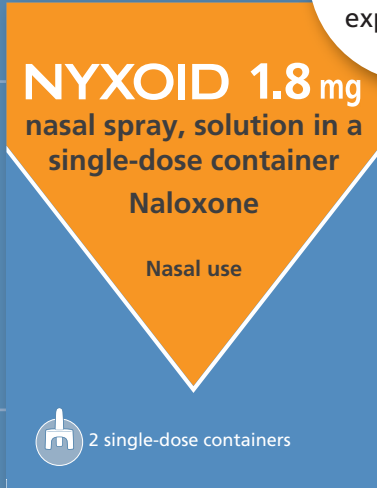


# Training Card for Patients and Carers – Nyxoid® (naloxone)

What is in a pack of Nyxoid?

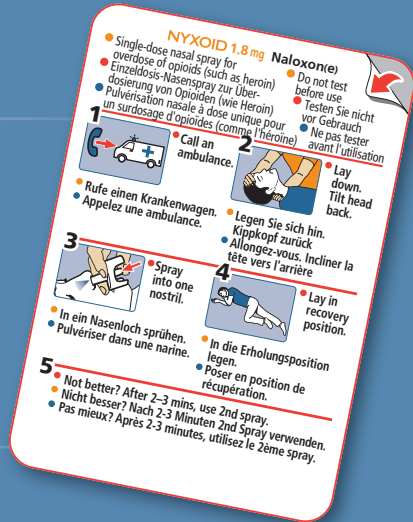
The outer carton also has a printed expiry date.

Package leaflet with information on Nyxoid and how it is used



Two nasal sprays sealed individually in blister packs

A Quick Start Guide is printed on the back of the blister pack with pictograms showing how to use Nyxoid



## Training Card for Patients and Carers – Nyxoid® (naloxone)

### What is Nyxoid?

Nyxoid is a single-dose nasal spray for emergency use after an overdose of heroin or other opioid drugs. Each pack contains 2 nasal sprays (2 single doses).

Nyxoid is not a substitute for emergency medical care.

Nyxoid should be carried by anyone at risk of overdosing on an opioid. Carers such as close family or friends should know where to find Nyxoid in case of emergency.

### When to use Nyxoid

If you know or suspect that someone has overdosed on an opioid drug, use Nyxoid as described on the other side of this leaflet.

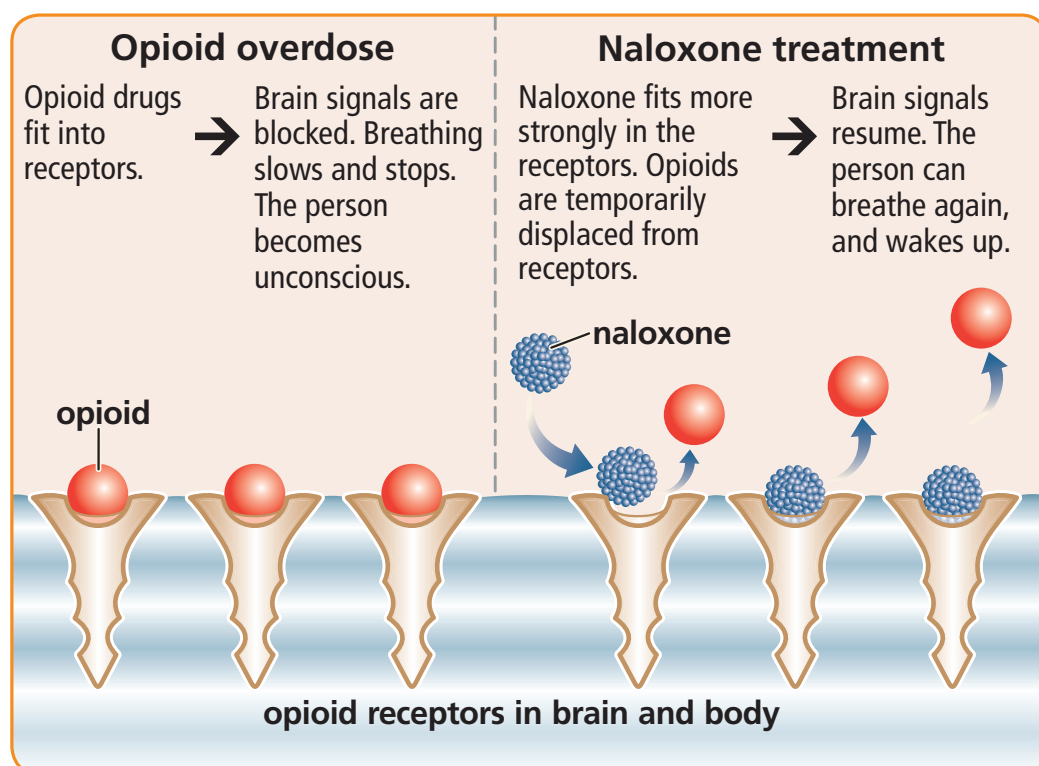
- ! **ALWAYS call an ambulance immediately**, even if the person wakes up — they may become unconscious again, and stop breathing.
- ! **Take care:** a person treated with Nyxoid may show acute withdrawal symptoms, which can be dangerous.

### If you carry Nyxoid..

Set an alert in your calendar for 1 month before your Nyxoid is due to expire. Then arrange for a replacement.

### How does Nyxoid work?

Nyxoid contains **naloxone**, which temporarily reverses the effect of opioid drugs. Naloxone works by displacing opioid drug molecules from their receptors in the brain and body.



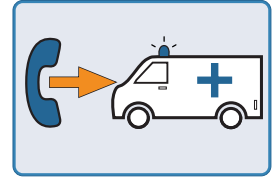
## Training Card for Patients and Carers – Nyxoid® (naloxone)

### 1 Check for signs of overdose

- **Approach with care.** Check for dangers, such as injecting materials that might be lying around
- **Check for a response**, to see if the person is conscious. You can:
  - shout their name
  - gently shake their shoulders
  - talk loudly into their ear
  - rub their breastbone (sternum)
  - pinch their ear or the bed of their fingernail
- **Check airways and breathing**
  - **Clear the mouth and nose** of any blockages
  - For 10 seconds, **check for breathing** — is the chest moving? Can you hear breathing sounds? Can you feel breath on the cheek?
- **Check for signs of overdose**, such as:
  - no response to touch or sounds
  - slow, uneven breathing or no breathing
  - snoring, gasping or gulping
  - blue or purple fingernails or lips

### 2 Call an ambulance

Always call for emergency services immediately, even if the person wakes up.



### ! Nyxoid is not a substitute for emergency medical care or basic life support (such as CPR).

- Put your phone in loudspeaker mode if possible, to keep your hands free
- **Give emergency services as much information as you can**, including:
  - your exact location and postcode (if known)
  - what substances you think the person may have taken
  - whether they are conscious and breathing
  - that you plan to give Nyxoid spray

### 3 Give Nyxoid

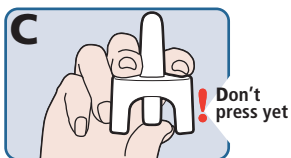
Each nasal spray contains **one dose only**.



Peel off the back of the Nyxoid container. Remove the nasal spray and place it within easy reach.

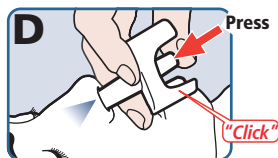


Lay the person on their back. Support the back of the neck, and let the head tilt back. Clear away anything you see blocking their nose.



Hold the spray as shown — first two fingers either side of the nozzle, thumb ready to push the plunger.

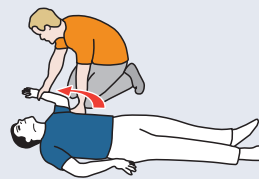
! **Don't press to prime or test before use.**



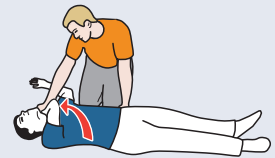
Gently insert the spray nozzle into **one nostril**. Press firmly on the plunger until it clicks and gives the dose. Remove the nozzle from the nostril. If possible, note which nostril you used.

### 4 Put into recovery position

**A** Place nearest arm at right angle to body, with arm bent



**B** Bring other arm across chest  
Place back of person's hand against cheek




**C** Grasp far leg just above knee  
Lift knee  
Roll person towards you, onto their side



Support head, keeping back of hand against cheek

**D** Final position:  
Hand supports head



Top leg bent at hip and knee

## Training Card for Patients and Carers – Nyxoid® (naloxone)

### 5 Monitor until help arrives

- **Stay with the person.** Watch for an improvement in breathing, and their response to sound and touch
- If the person is unconscious and not breathing normally, give basic life support (such as CPR) if you are trained to do so\*
- Be aware — even if they wake up, they may become unconscious again, and stop breathing

### 6 No response? Give 2<sup>nd</sup> dose

- If there's no improvement after 2–3 minutes, or if overdose symptoms come back: **use a new Nyxoid spray in the other nostril.** You can do this while the person is in the recovery position

### 7 Take care for your own safety

- Nyxoid can cause **acute withdrawal symptoms** if the person is dependent on opioid drugs  
Symptoms can include:
  - body aches and cramps
  - vomiting, nausea, diarrhoea
  - fever, runny nose or sneezing
  - sweating, shivering or trembling
  - nervousness or irritability

Some people may seem to act aggressively as they wake up.

**! Take care for your own safety.**

### 8 When the ambulance arrives

- **Immediately tell them what has happened and that you have given Nyxoid.** Give them any used Nyxoid spray(s)

#### Disposal of used nasal sprays

If you forget to give the used sprays to the paramedics, pass them to a healthcare professional or pharmacist, and arrange for replacements. **Never** throw away the sprays in water waste or household waste.

\*For more information about training in basic life support, refer to the **Resuscitation Council** <https://www.resus.org.uk/#>

Side effects may be reported to the Ministry of Health by clicking on the link "Report on side effects following medicinal treatment" on the homepage of the Ministry of Health website ([www.health.gov.il](http://www.health.gov.il)) which leads you to the online form for reporting side effects, or by entering the link:  
<https://sideeffects.health.gov.il/>

Before use, read the patient information leaflet  
Approved by the Ministry of Health in January 2020  
Registration holder: Rafa Laboratories Ltd., P.O.Box 405, Jerusalem 9100301  
Manufacturer: Mundipharma, Cambridge, UK

Mundipharma Corporation Limited  
t +44 (0) 1223 424211  
[www.mundipharma.com](http://www.mundipharma.com)

Rafa.

NYXOID®

