

**PATIENT PACKAGE INSERT IN ACCORDANCE WITH THE PHARMACISTS REGULATIONS
(PREPARATIONS) 1986**

This medicine can be sold under doctor's prescription only

**ELONVA[®] 100 mcg/0.5 mL
Solution for injection**

Each syringe contains:
Corifollitropin alfa 100 mcg/0.5 mL solution

**ELONVA[®] 150 mcg/0.5 mL
Solution for injection**

Each syringe contains:
Corifollitropin alfa 150 mcg/0.5 mL solution

For a list of inactive ingredients see section 6.1 "What ELONVA contains".

Read all of this leaflet carefully before you start taking this medicine.

- This leaflet contains concise information about **ELONVA**. If you have any further questions, ask your doctor or pharmacist.
- This medicine has been prescribed for you. Do not pass it on to others. It may harm them, even if their medical condition seems similar to yours.

1. WHAT ELONVA IS AND WHAT IT IS USED FOR?

1.1 What is ELONVA?

Therapeutic group: **ELONVA** contains the active ingredient corifollitropin alfa and belongs to the group of medicines called gonadotropic hormones. Gonadotropic hormones play an important role in human fertility and reproduction. One of these gonadotropic hormones is Follicle-Stimulating Hormone (FSH), which is needed in women for the growth and development of follicles (small round sacs in your ovaries that contain the eggs).

1.2 What is ELONVA used for?

ELONVA causes the growth and development of several follicles at the same time by a controlled stimulation of the ovaries.

ELONVA is used to help achieve pregnancy in women having infertility treatment, such as *in vitro* fertilisation (IVF). IVF involves collecting the eggs from the ovary, fertilising them in the laboratory, and transferring the embryos into the uterus a few days later.

2. BEFORE YOU USE ELONVA

2.1 Do not use ELONVA if you:

- are allergic (hypersensitive) to corifollitropin alfa or any of the other ingredients of this medicine (listed in section 6)
- have cancer of the ovary, breast, uterus, or brain (pituitary gland or hypothalamus)
- have recently had unexpected vaginal bleeding, other than menstrual, without a diagnosed cause
- have ovaries that do not work because of a condition called primary ovarian failure
- have ovarian cysts or enlarged ovaries
- have malformations of the sexual organs which make a normal pregnancy impossible
- have fibroid tumours in the uterus which make a normal pregnancy impossible
- have risk factor of OHSS (OHSS is a serious medical problem that can happen when the ovaries are overly stimulated. See below for further explanation.):
 - have polycystic ovarian syndrome (PCOS)
 - have had ovarian hyperstimulation syndrome (OHSS).
 - have previously had a treatment cycle of controlled stimulation of the ovaries that resulted in the growth of more than 30 follicles with a size of 11 mm or larger
 - have a basal antral follicle count (the number of small follicles present in your ovaries at the beginning of a menstrual cycle) higher than 20

2.2 Special warnings regarding use of ELONVA

Talk to your doctor before using **ELONVA**.

Ovarian hyperstimulation syndrome (OHSS)

Treatment with gonadotropic hormones like **ELONVA** may cause ovarian hyperstimulation syndrome (OHSS). This is a serious medical condition where the ovaries are overly stimulated and the growing follicles become larger than normal. In rare cases, severe OHSS may be life-threatening. Therefore, close supervision by your doctor is very important. To check the effects of treatment, your doctor will do ultrasound scans of your ovaries. Your doctor may also check blood hormone levels. (See also section 4.)

OHSS causes fluid to build up suddenly in your stomach and chest areas and can cause blood clots to form. Call your doctor right away if you have:

- severe abdominal swelling and pain in the stomach area (abdomen)
- feeling sick (nausea)
- vomiting
- sudden weight gain due to fluid build up
- diarrhoea
- decreased urine output
- trouble breathing

You may use **ELONVA** only once during the same treatment cycle, otherwise, the chance of having OHSS may increase.

Before starting to use this medicine, tell your doctor if you have ever had ovarian hyperstimulation syndrome (OHSS).

Ovarian torsion

Ovarian torsion is the twisting of an ovary. Twisting of the ovary could cause the blood flow to the ovary to be cut off.

Before starting to use this medicine, tell your doctor if you:

- have ever had ovarian hyperstimulation syndrome OHSS.
- are pregnant or think that you may be pregnant.
- have ever had stomach (abdominal) surgery.
- have ever had a twisting of an ovary.
- have past or current cysts in your ovary or ovaries.

Blood clot (Thrombosis)

Treatment with gonadotropic hormones like **ELONVA** may (just as pregnancy) increase the risk of having a blood clot (thrombosis).

Thrombosis is the formation of a blood clot in a blood vessel.

Blood clots can cause serious medical conditions, such as:

- blockage in your lungs (pulmonary embolus)
- stroke
- heart attack
- blood vessel problems (thrombophlebitis)
- a lack of blood flow (deep venous thrombosis) that may result in a loss of your arm or leg.

Please discuss this with your doctor, before starting treatment, especially if:

- you know you already have an increased chance of having a thrombosis
- you, or anyone in your immediate family, have ever had a thrombosis
- you are severely overweight.

Multiple births or birth defects

There is an increased chance of having twins or even more than two babies, even when only one embryo is transferred into the uterus. Multiple pregnancies carry an increased health risk for both the mother and her

babies. Multiple pregnancies and specific characteristics of couples with fertility problems (e.g., a woman's age, certain sperm problems, genetic background of both parents) may also be associated with an increased chance of birth defects.

Pregnancy complications

If treatment with **ELONVA** results in pregnancy, there is a higher chance of pregnancy outside the uterus (an ectopic pregnancy). Therefore, your doctor should perform an early ultrasound examination to exclude the possibility of pregnancy outside the uterus.

Ovarian and other reproductive system tumours

There have been reports of ovarian and other reproductive system tumours in women who have had infertility treatment. It is not known if treatment with fertility medicines increases the risk of these tumours in infertile women.

Other medical conditions

In addition, before starting to use this medicine, tell your doctor if you:

- have kidney disease.
- have uncontrolled pituitary gland or hypothalamic problems.
- have an underactive thyroid gland (hypothyroidism).
- have adrenal glands that are not working properly (adrenocortical insufficiency).
- have high prolactin levels in the blood (hyperprolactinemia).
- have any other medical conditions (for example, diabetes, heart disease, or any other long-term disease).
- have been told by a doctor that pregnancy would be dangerous for you.

2.3 Taking other medicines

If you are taking or have recently taken other medicines, including non-prescription medicines and nutritional supplements, you should tell the attending doctor or pharmacist.

If you do a pregnancy test during your infertility treatment with Elonva, the test might wrongly suggest that you are pregnant. Your doctor will advise you at what time you can start performing pregnancy tests. In case of a positive pregnancy test, contact your doctor.

2.4 Pregnancy and breast-feeding

You should not use **ELONVA** if you are already pregnant, or think that you might be pregnant, or if you are breastfeeding.

Ask your doctor or pharmacist for advice before taking this medicine.

2.5 Driving and using machines

ELONVA may cause dizziness. If you feel dizzy, you should not drive or use machines.

2.6 Important information about some of the ingredients of ELONVA

This medicinal product contains less than 1 mmol sodium (23 mg) per injection, that is to say essentially 'sodium-free'.

3. HOW TO USE ELONVA?

Always use **ELONVA** as instructed by the doctor. You should check with your doctor or pharmacist if you are not sure.

The dosage and duration of treatment will be determined by the doctor only.

ELONVA is used in women having infertility treatment like *in vitro* fertilisation (IVF). During this treatment, **ELONVA** is used in combination with a medicine (so called GnRH-antagonist) to prevent your ovary from releasing an egg too early. Treatment with the GnRH-antagonist usually starts 5 to 6 days after the injection of **ELONVA**.

The use of **ELONVA** in combination with a GnRH agonist (another medicine to prevent your ovary from releasing an egg too early) is not recommended.

The usually recommended dose is:

In the treatment of women of reproductive age, the dose of **ELONVA** is based on weight and age.

- A single 100-microgram dose is recommended in women who weigh less than or equal to 60 kilograms and who are 36 years of age or younger.
- A single 150-microgram dose is recommended in women:
 - who weigh more than 60 kilograms, regardless of age.
 - who weigh 50 kilograms or more and who are older than 36 years of age.

Women older than 36 years of age who weighed less than 50 kilograms were not studied.

		Body Weight		
		Less than 50 kg	50 – 60 kg	More than 60 kg
Age	36 years or younger	100 micrograms	100 micrograms	150 micrograms
	Older than 36 years	Not studied.	150 micrograms	150 micrograms

Do not exceed the recommended dose.

During the first seven days after the injection with **ELONVA**, you should not use (recombinant) Follicle Stimulating Hormone ((rec)FSH). Seven days after the injection of **ELONVA**, your doctor may decide to continue your stimulation cycle with another gonadotropic hormone, like (rec)FSH. This may be continued for a few days until enough follicles of adequate size are present. This can be checked by ultrasound examination.

Treatment with (rec)FSH is then stopped and the eggs are matured by giving hCG (human Chorionic Gonadotropin). The eggs are collected from the ovary 34-36 hours later.

How ELONVA is given

Treatment with **ELONVA** should be supervised by a physician experienced in the treatment of fertility problems. **ELONVA** must be injected under the skin (subcutaneously) into a skin fold (that you pinch between your thumb and index finger), preferably just below the navel. The injection may be given by a healthcare professional (for example a nurse), your partner or yourself, if carefully instructed by your doctor. Always use **ELONVA** exactly as your doctor has told you. You should check with your doctor or pharmacist if you are unsure. A step-by-step “instructions for use” is given at the end of this leaflet.

Do not inject **ELONVA** into a muscle.

ELONVA is supplied in pre-filled syringes that have an automatic safety system to help prevent needle stick injuries after use.

If you use more ELONVA or (rec)FSH than you should

If you think you have used more **ELONVA** or (rec)FSH than you should, contact your doctor immediately.

If you have taken an overdose, or if a child has accidentally swallowed the medicine, proceed immediately to a hospital emergency room and bring the package of the medicine with you.

If you forget to use ELONVA

If you forgot to inject **ELONVA** on the day you should have, contact your doctor immediately. Do not inject **ELONVA** without talking with your doctor.

How can you contribute to the success of the treatment?

Do not take medicines in the dark! Check the label and the dose each time you take your medicine. Wear glasses if you need them.

If you have any further questions on the use of this medicine, ask your doctor or pharmacist.

4. SIDE EFFECTS

Like all medicines, **ELONVA** can cause side effects, in some of the users.

Do not be alarmed by reading the list of side effects, you may not suffer from any of them.

Serious side effects

A possible complication of treatment with gonadotropic hormones like **ELONVA** is unwanted overstimulation of the ovaries. The chance of having this complication can be reduced by carefully monitoring the number of maturing follicles. Your doctor will do ultrasound scans of your ovaries to carefully monitor the number of maturing follicles. Your doctor may also check blood hormone levels. The first symptoms of ovarian overstimulation may be noticed as pain in the stomach (abdomen), feeling sick or diarrhoea. Ovarian overstimulation may develop into a medical condition called ovarian hyperstimulation syndrome (OHSS), which can be a serious medical problem. In more severe cases this may lead to enlargement of the ovaries, collection of fluid in the abdomen and/or chest (which may cause sudden weight gain due to fluid buildup) or clots in the blood vessels.

Contact your doctor without delay if you have pain in the stomach (abdomen) or any of the other symptoms of ovarian hyperstimulation, even if they occur some days after the injection has been given.

The chance of having a side effect is described by the following categories:

Common (may affect up to 1 in 10 women)

- Ovarian hyperstimulation syndrome (OHSS)
- Pelvic pain
- Feeling sick (nausea)
- Headache
- Pelvic discomfort
- Breast tenderness
- Tiredness (fatigue)

Uncommon (may affect up to 1 in 100 women)

- Twisting of an ovary (ovarian torsion)
- Liver enzyme increases
- Miscarriage
- Pain after oocyte retrieval
- Procedural pain
- Releasing an egg too early (premature ovulation)
- Abdominal distension
- Vomiting
- Diarrhoea
- Constipation
- Back pain
- Breast pain
- Bruising or pain at the injection site
- Irritability
- Mood swings
- Dizziness
- Hot flush

Not known (cannot be estimated from available data)

- Allergic reactions (hypersensitivity reactions, both local and generalised, including rash).

Pregnancy outside the uterus (an ectopic pregnancy) and multiple pregnancies have also been reported. These side effects are not considered to be related to the use of **ELONVA**, but to Assisted Reproductive Technology (ART) or subsequent pregnancy.

In rare instances, blood clots (thromboses) that formed inside a blood vessel, broke off, and traveled inside the bloodstream to block another blood vessel (thromboembolism) have been associated with **ELONVA** therapy as with other gonadotropins.

If a side effect appears, if any of the side effects gets serious or if you notice a side effect not mentioned in this leaflet, consult your doctor.

Side effects can be reported to the Ministry of Health by using the link "Reporting side effects due to medicinal treatment" at the home page of the Ministry of Health's web site (www.health.gov.il) which refers to the online side effects reporting form, or by using the link:

<https://sideeffects.health.gov.il>

5. HOW TO STORE ELONVA?

- Avoid Poisoning! This medicine, as all other medicine, must be stored in a safe place out of the reach and sight of children and/or infants, in order to avoid poisoning. Do not induce vomiting unless explicitly instructed to do so by a doctor!
- Do not use **ELONVA** after the expiry date (exp. date) which is stated on the pack. The expiry date refers to the last day of the indicated month.

Storage conditions:

Storage by the pharmacist:

Store in a refrigerator (2°C – 8°C). Do not freeze.

Storage by the patient:

There are two options:

1. Store in a refrigerator (2°C – 8°C). Do not freeze.
2. Store at or below 25°C for a period of not more than one month. Make a note of when you start storing the product out of the refrigerator, and use it within one month of that date.

Keep the syringe in the outer carton in order to protect from light.

Do not use ELONVA

- if it has been stored out of the refrigerator for more than one month.
- if it has been stored out of the refrigerator at a temperature of more than 25°C.
- if you notice that the solution is not clear.
- if you notice that the syringe or the needle is damaged.

Do not throw away an empty or unused syringe via household waste. Ask your pharmacist how to throw away medicines you no longer use. These measures will help to protect the environment.

6. FURTHER INFORMATION

6.1 What ELONVA contains?

- In addition to the active ingredient the solution also contains inactive ingredients: Sucrose, Sodium citrate dihydrate, L-methionine, polysorbate 20, and water for injections. The pH may have been adjusted with sodium hydroxide and/or hydrochloric acid.

6.2 What ELONVA looks like and content of the pack

ELONVA is a solution for injection in a pre-filled syringe with an automatic safety system, which prevents needle stick injuries after use. The syringe is packed together with a sterile injection needle. Each syringe contains 0.5 mL solution.

One pre-filled syringe is available in a single pack.

ELONVA is a clear and colourless aqueous solution for injection.

ELONVA is available in two strengths: 100 microgram and 150 microgram solution for injection.

Manufacturer:

N.V ORGANON, Oss, THE NETHERLANDS.

Marketing authorization holder:

Merck, Sharp & Dohme (Israel-1996) Company Ltd., P.O.Box 7121, Petah-Tikva 49170.

Drug registration no. listed in the official registry of the Ministry of Health:

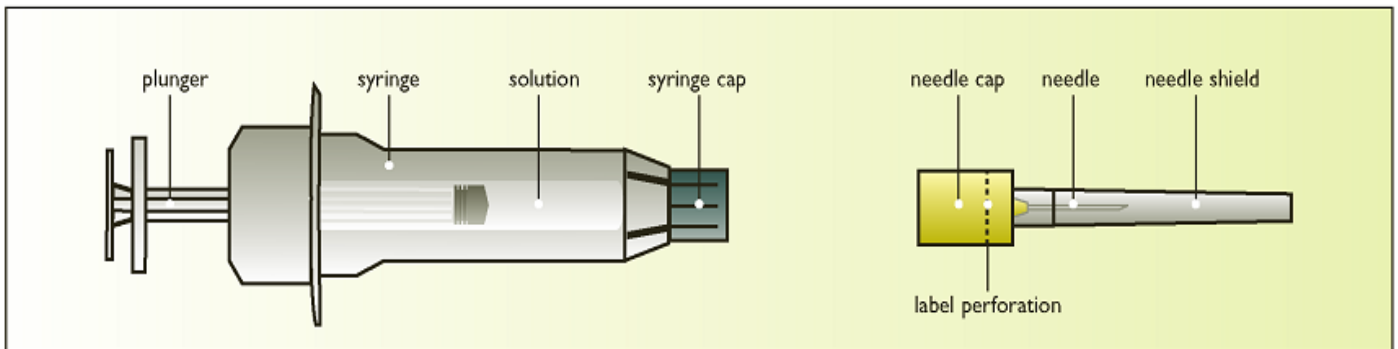
ELONVA 100 mcg/0.5 ml: 147.30.33282.

ELONVA 150 mcg/0.5 ml: 147.31.33283.

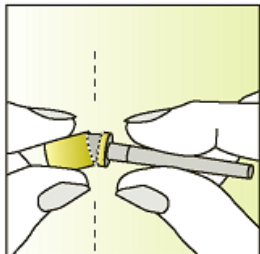
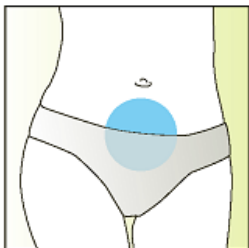
Approved in April 2020.

Instructions for use

Components of the ELONVA syringe with needle



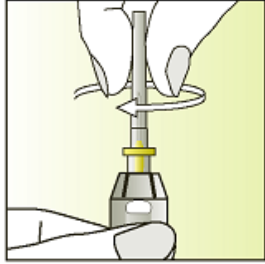
Preparing the injection



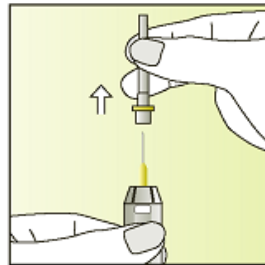
1.
 - Wash your hands with soap and water and dry them before you use **ELONVA**.
 - Swab the injection site (the area just below your belly button) with a disinfectant (for example, alcohol) to remove any surface bacteria.
 - Clean about 5 cm around the point where the needle will go in and let the disinfectant dry for at least one minute before proceeding.
2.
 - While waiting for the disinfectant to dry, break the label perforation and pull off the needle-cap
 - Leave the needle shield on the needle.
 - Place the needle shield (containing the needle) on a clean dry surface, while preparing the syringe.
3.
 - Hold the syringe with the grey cap pointing upwards.
 - Tap the syringe gently with your finger to help air bubbles rise to the top.



- 4.
- Keep the syringe pointing upwards.
 - Unscrew the syringe cap counter-clockwise.

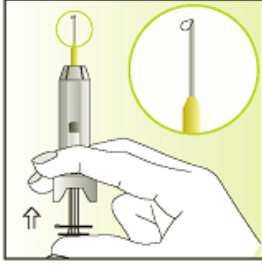


- 5.
- Keep the syringe pointing upwards.
 - Screw the needle shield (containing the needle) clockwise onto the syringe.

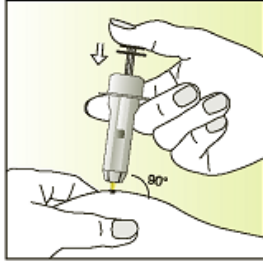


- 6.
- Keep the syringe pointing upwards.
 - Remove the needle shield straight up and discard it.
 - **BE CAREFUL** with the needle.

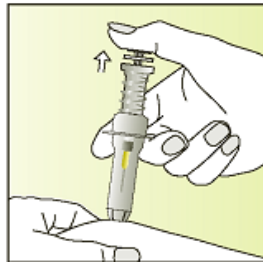
Injecting



- 7.
- Now take the syringe between index and middle finger in the upward position.
 - Place your thumb on the plunger.
 - Carefully push the plunger upwards until a tiny droplet appears at the tip of the needle.



- 8.
- Pinch a fold of the skin between thumb and index finger.
 - Insert the entire needle at an angle of 90 degrees into the fold of the skin.
 - CAREFULLY press the plunger until it cannot go further and hold the plunger down.
 - COUNT TO FIVE to ensure that all of the solution is injected.



- 9.
- Release your thumb from the plunger.
 - The needle will withdraw automatically into the syringe where it will be locked permanently.