

1. NAME OF THE MEDICINAL PRODUCT

Taltz 80 mg

2. QUALITATIVE AND QUANTITATIVE COMPOSITION

Each pre-filled pen contains 80 mg ixekizumab in 1 ml.

Ixekizumab is a recombinant humanised monoclonal antibody produced in CHO cells.

For the full list of excipients, see section 6.1.

3. PHARMACEUTICAL FORM

Solution for injection in pre-filled pen.

The solution is clear and colourless to slightly yellow.

4. CLINICAL PARTICULARS

4.1 Therapeutic indications

Plaque psoriasis

Taltz is indicated for the treatment of moderate to severe plaque psoriasis in adults who are candidates for systemic therapy.

Psoriatic arthritis

Taltz, alone or in combination with methotrexate, is indicated for the treatment of active psoriatic arthritis in adult patients who have responded inadequately to, or who are intolerant to one or more disease-modifying anti-rheumatic drug (DMARD) therapies (see section 5.1).

4.2 Posology and method of administration

Taltz is intended for use under the guidance and supervision of a physician experienced in the diagnosis and treatment of conditions for which Taltz is indicated.

Posology

Plaque psoriasis

The recommended dose is 160 mg by subcutaneous injection (two 80 mg injections) at Week 0, followed by 80 mg (one injection) at Weeks 2, 4, 6, 8, 10, and 12, then maintenance dosing of 80 mg (one injection) every 4 weeks.

Psoriatic arthritis

The recommended dose is 160 mg by subcutaneous injection (two 80 mg injections) at Week 0, followed by 80 mg (one injection) every 4 weeks thereafter. For psoriatic arthritis patients with concomitant moderate to severe plaque psoriasis, the recommended dosing regimen is the same as for plaque psoriasis.

Consideration should be given to discontinuing treatment in patients who have shown no response after 16 to 20 weeks of treatment. Some patients with initially partial response may subsequently improve with continued treatment beyond 20 weeks.

Elderly (≥ 65 years)

No dose adjustment is required (see section 5.2).

There is limited information in subjects aged ≥ 75 years.

Renal or hepatic impairment

Taltz has not been studied in these patient populations. No dose recommendations can be made.

Paediatric population

The safety and efficacy of Taltz in children and adolescents aged 6 to 18 years in the treatment of moderate to severe *plaque psoriasis* have not yet been established. No data are available.

There is no relevant use of Taltz in children below the age of 6 years in the treatment of moderate to severe plaque psoriasis.

The safety and efficacy of Taltz in children and adolescents aged 2 to less than 18 years in the treatment of psoriatic arthritis (a category of juvenile idiopathic arthritis) have not yet been established. No data are available. There is no relevant use of Taltz in children below 2 years for the indication of psoriatic arthritis.

Method of administration

Subcutaneous use.

Taltz is for subcutaneous injection. Injection sites may be alternated. If possible, areas of the skin that show psoriasis should be avoided as injection sites. The solution / pen must not be shaken.

After proper training in subcutaneous injection technique, patients may self-inject Taltz if a healthcare professional determines that it is appropriate. However, the physician should ensure appropriate follow-up of patients. Comprehensive instructions for administration are given in the package leaflet.

4.3 Contraindications

Serious hypersensitivity to the active substance or to any of the excipients listed in section 6.1.

Clinically important active infections (e.g. active tuberculosis, see section 4.4).

4.4 Special warnings and precautions for use

Infections

Treatment with Taltz is associated with an increased rate of infections such as upper respiratory tract infection, oral candidiasis, conjunctivitis, and tinea infections (see section 4.8).

Taltz should be used with caution in patients with clinically important chronic infection. If such an infection develops, monitor carefully and discontinue Taltz if the patient is not responding to standard therapy or if the infection becomes serious. Taltz should not be resumed until the infection resolves.

Taltz must not be given to patients with active tuberculosis (TB). Consider anti-TB therapy prior to initiation of Taltz in patients with latent TB.

Hypersensitivity

Serious hypersensitivity reactions, including some cases of anaphylaxis, angioedema, urticaria and, rarely, late (10-14 days following injection) serious hypersensitivity reactions including widespread urticaria, dyspnea and high antibody titres have been reported. If a serious hypersensitivity reaction occurs, administration of Taltz should be discontinued immediately and appropriate therapy initiated.

Inflammatory Bowel Disease (including Crohn's disease and ulcerative colitis)

Cases of new or exacerbations of inflammatory bowel disease have been reported with ixekizumab (see section 4.8). Ixekizumab is not recommended in patients with inflammatory bowel disease. If a patient develops signs and symptoms of inflammatory bowel disease or experiences an exacerbation of pre-existing inflammatory bowel disease, ixekizumab should be discontinued and appropriate medical management should be initiated.

Immunisations

Taltz should not be used with live vaccines. No data are available on the response to live vaccines; there are insufficient data on response to inactive vaccines (see section 5.1).

Excipients

This medicinal product contains less than 1 mmol sodium (23 mg) per 80 mg dose, i.e., essentially “sodium-free”.

4.5 Interaction with other medicinal products and other forms of interaction

In plaque psoriasis studies, the safety of Taltz in combination with other immunomodulatory agents or phototherapy has not been evaluated.

Cytochrome P450 Substrates

Results from a drug-drug interaction study in patients with moderate-to-severe psoriasis determined that 12 weeks of administration of ixekizumab with drugs metabolized by CYP3A4 (i.e., midazolam),

CYP2C9 (i.e., warfarin), CYP2C19 (i.e., omeprazole), CYP1A2 (i.e., caffeine) or CYP2D6 (i.e., dextromethorphan) does not have a clinically significant impact on the pharmacokinetics of these drugs.

No interaction was seen when Taltz was administered concomitantly with methotrexate (MTX) and/or corticosteroids in patients with psoriatic arthritis.

4.6 Fertility, pregnancy and lactation

Women of childbearing potential

Women of childbearing potential should use an effective method of contraception during treatment and for at least 10 weeks after treatment.

Pregnancy

There is a limited amount of data from the use of ixekizumab in pregnant women. Animal studies do not indicate direct or indirect harmful effects with respect to pregnancy, embryonic/foetal development, parturition or post-natal development (see section 5.3). As a precautionary measure, it is preferable to avoid the use of Taltz during pregnancy.

Breast-feeding

It is not known whether ixekizumab is excreted in human milk or absorbed systemically after ingestion. However, ixekizumab is excreted at low levels in the milk of cynomolgus monkeys. A decision should be made whether to discontinue breast-feeding or to discontinue Taltz taking into account the benefit of breast-feeding for the child and the benefit of therapy for the woman.

Fertility

The effect of ixekizumab on human fertility has not been evaluated. Animal studies do not indicate direct or indirect harmful effects with respect to fertility (see section 5.3).

4.7 Effects on ability to drive and use machines

Taltz has no or negligible influence on the ability to drive and use machines.

4.8 Undesirable effects

Summary of the safety profile

The most frequently reported adverse drug reactions (ADRs) were injection site reactions and upper respiratory tract infections (most frequently nasopharyngitis).

Tabulated list of adverse reactions

ADRs from clinical studies and postmarketing reports (Table 1) are listed by MedDRA system organ class. Within each system organ class, the ADRs are ranked by frequency, with the most frequent reactions first. Within each frequency grouping, adverse drug reactions are presented in order of decreasing seriousness. In addition, the corresponding frequency category for each ADR is based on the

following convention: very common ($\geq 1/10$); common ($\geq 1/100$ to $< 1/10$); uncommon ($\geq 1/1,000$ to $< 1/100$); rare ($\geq 1/10,000$ to $< 1/1,000$); very rare ($< 1/10,000$).

A total of 7,339 patients have been treated with Taltz in blinded and open-label clinical studies in plaque psoriasis, psoriatic arthritis, and other autoimmune conditions. Of these, 4,500 patients were exposed to Taltz for at least one year, cumulatively representing 13,645.6 patient years of exposure.

In plaque psoriasis, three placebo-controlled phase III studies were integrated to evaluate the safety of Taltz in comparison to placebo up to 12 weeks after treatment initiation. A total of 3,119 patients were evaluated (1,161 patients on 80 mg every 4 weeks (Q4W), 1,167 patients on 80 mg every 2 weeks (Q2W) and 791 patients on placebo).

In psoriatic arthritis, two placebo-controlled phase III studies were integrated to evaluate the safety of Taltz in comparison to placebo up to 24 weeks after treatment initiation. A total of 678 patients were evaluated (229 patients on 80 mg every 4 weeks (Q4W), 225 patients on 80 mg every 2 weeks (Q2W) and 224 patients on placebo). The safety profile observed in patients with psoriatic arthritis treated with Taltz is consistent with the safety profile in plaque psoriasis with the exception of the frequencies of the adverse reactions of influenza and conjunctivitis which were common in patients with psoriatic arthritis.

Table 1. List of adverse reactions in clinical studies^a and postmarketing reports

System Organ Class	Frequency	Adverse reaction
Infections and infestations	Very Common	Upper respiratory tract infection ^b
	Common	Tinea infection, Herpes simplex (mucocutaneous) ^c
	Uncommon	Influenza ⁱ , Rhinitis, Oral candidiasis ^d , Conjunctivitis ⁱ , Cellulitis ^e
Blood and lymphatic system disorders	Uncommon	Neutropenia ^g , Thrombocytopenia ^g
Immune system disorders	Uncommon	Angioedema
	Rare	Anaphylaxis ^h
Respiratory, thoracic and mediastinal disorders	Common	Oropharyngeal pain
Gastrointestinal disorders	Common	Nausea
	Uncommon	Inflammatory bowel disease
Skin and subcutaneous disorders	Uncommon	Urticaria, Rash, Eczema
General disorders and administration site conditions	Very common	Injection site reactions ^f

^a Placebo-controlled clinical studies (phase III) in moderate to severe plaque psoriasis patients exposed to ixekizumab 80 mg Q2W, ixekizumab 80 mg Q4W or placebo for up to 12 weeks of treatment duration, or in active psoriatic arthritis patients exposed to ixekizumab 80 mg Q2W, ixekizumab 80 mg Q4W or placebo for up to 24 weeks of treatment duration.

^b Upper respiratory tract infection includes nasopharyngitis and upper respiratory tract infection

c Herpes simplex (mucocutaneous) is defined as events with the preferred terms Oral herpes, Herpes simplex, Genital herpes, Herpes dermatitis, and Genital herpes simplex

d Oral candidiasis defined as events with the preferred terms oral candidiasis and oral fungal infection

e Cellulitis includes staphylococcal and external ear cellulitis, and erysipelas

f In the plaque psoriasis studies, injection site reactions were more common in subjects with a body weight < 60 kg compared with the group with a body weight ≥ 60 kg (25% vs. 14% for the combined Q2W and Q4W groups). In the psoriatic arthritis studies, injection site reactions were more common in subjects with a body weight < 100 kg compared with the group with a body weight ≥ 100 kg (24% vs. 13% for the combined Q2W and Q4W groups). The increased frequency of injection site reactions in the combined Q2W and Q4W groups did not result in an increase in discontinuations in either the plaque psoriasis or the psoriatic arthritis studies

g Based on reported adverse events

h Based on postmarketing reports

i Adverse drug reactions in patients treated with ixekizumab in the plaque psoriasis and psoriatic arthritis clinical trials were similar with the exception of the frequencies of influenza (common) and conjunctivitis (common) in the psoriatic arthritis clinical trials

Description of selected adverse reactions

(Based on adverse reactions data from 4,204 patients with moderate to severe plaque psoriasis [4,729.7 patient years] and 1,117 patients with active psoriatic arthritis [1,050.6 patient years] who have received at least 1 dose of ixekizumab.)

Injection site reactions

The most frequent injection site reactions observed were erythema and pain. These reactions were predominantly mild to moderate in severity and did not lead to discontinuation of Taltz.

Infections

In the placebo-controlled period of the phase III clinical studies in plaque psoriasis, infections were reported in 27.2% of patients treated with Taltz for up to 12 weeks compared with 22.9% of patients treated with placebo.

The majority of infections were non-serious and mild to moderate in severity, most of which did not necessitate treatment discontinuation. Serious infections occurred in 13 (0.6%) of patients treated with Taltz and in 3 (0.4%) of patients treated with placebo (see section 4.4). Over the entire treatment period infections were reported in 52.8% of patients treated with Taltz (46.9 per 100 patient years). Serious infections were reported in 1.6% of patients treated with Taltz (1.5 per 100 patient years).

Infection rates observed in psoriatic arthritis clinical studies were similar to those observed in the plaque psoriasis studies with the exception of the frequencies of the adverse reactions of influenza and conjunctivitis which were common in patients with psoriatic arthritis.

Laboratory assessment of neutropenia and thrombocytopenia

In plaque psoriasis studies, 9% of patients receiving Taltz developed neutropenia. In most cases, the blood neutrophil count was $\geq 1,000$ cells/mm³. Such levels of neutropenia may persist, fluctuate or be transient. 0.1% of patients receiving Taltz developed a neutrophil count $< 1,000$ cells/mm³. In general, neutropenia did not require discontinuation of Taltz. 3% of patients exposed to Taltz had a shift from a normal baseline platelet value to $< 150,000$ platelet cells/mm³ to $\geq 75,000$ cells/mm³.

Thrombocytopenia may persist, fluctuate or be transient.

The frequency of neutropenia and thrombocytopenia in psoriatic arthritis clinical studies is similar to that observed in the plaque psoriasis studies.

Immunogenicity

Approximately 9–17% of plaque psoriasis patients treated with Taltz at the recommended dosing regimen developed anti-drug antibodies, the majority of which were low titres and not associated with reduced clinical response up to 60 weeks of treatment. However, approximately 1% of patients treated with Taltz had confirmed neutralising antibodies associated with low drug concentrations and reduced clinical response.

In psoriatic arthritis patients treated with Taltz at the recommended dosing regimen up to 52 weeks, approximately 11% developed anti-drug antibodies, the majority of which were low titre, and approximately 8% had confirmed neutralising antibodies. No apparent association between the presence of neutralising antibodies and impact on drug concentration or efficacy was observed.

An association between immunogenicity and treatment emergent adverse events has not been clearly established.

Reporting of suspected adverse reactions

Reporting suspected adverse reactions after authorization of the medicinal product is important. It allows continued monitoring of the benefit/risk balance of the medicinal product.

Any suspected adverse events should be reported to the Ministry of Health according to the National Regulation by using an online form

<https://sideeffects.health.gov.il>

4.9 Overdose

Doses up to 180 mg have been administered subcutaneously in clinical trials without dose-limiting toxicity. Overdoses up to 240 mg, subcutaneously, as a single administration in clinical trials, have been reported without any serious adverse events. In the event of overdose, it is recommended that the patient be monitored for any signs or symptoms of adverse reactions and appropriate symptomatic treatment be instituted immediately.

5. PHARMACOLOGICAL PROPERTIES

5.1 Pharmacodynamic properties

Pharmacotherapeutic group: Immunosuppressants, interleukin inhibitors, ATC code: L04AC13

Mechanism of action

Ixekizumab is an IgG4 monoclonal antibody that binds with high affinity (< 3 pM) and specificity to interleukin 17A (both IL-17A and IL-17A/F). Elevated concentrations of IL-17A have been implicated in the pathogenesis of psoriasis by promoting keratinocyte proliferation and activation, as well as in the pathogenesis of psoriatic arthritis. Neutralisation of IL-17A by ixekizumab inhibits these actions. Ixekizumab does not bind to ligands IL-17B, IL-17C, IL-17D, IL-17E or IL-17F.

In vitro binding assays confirmed that ixekizumab does not bind to human Fcγ receptors I, IIa, and IIIa or to complement component C1q.

Pharmacodynamic effects

Ixekizumab modulates biological responses that are induced or regulated by IL-17A. Based on psoriatic skin biopsy data from a phase I study, there was a dose-related trend towards decreased epidermal thickness, number of proliferating keratinocytes, T cells, and dendritic cells, as well as reductions in local inflammatory markers from baseline to day 43. As a direct consequence treatment with ixekizumab reduces erythema, induration and desquamation present in plaque psoriasis lesions.

Taltz has been shown to lower (within 1 week of treatment) levels of C-reactive protein, which is a marker of inflammation.

Clinical efficacy and safety

Plaque psoriasis

The efficacy and safety of Taltz were assessed in three randomised, double-blind, placebo-controlled phase III studies in adult patients with moderate to severe plaque psoriasis who were candidates for phototherapy or systemic therapy (UNCOVER-1, UNCOVER-2, and UNCOVER-3). The efficacy and safety of Taltz were also evaluated versus etanercept (UNCOVER-2 and UNCOVER-3). Patients randomised to Taltz who were sPGA (0,1) responders (static Physicians Global Assessment) at Week 12 were re-randomised to receive placebo or Taltz for an additional 48 weeks (UNCOVER-1 and UNCOVER-2); patients randomised to placebo, etanercept or Taltz who were sPGA (0,1) non-responders received Taltz for up to 48 weeks.

Of the 3,866 patients enrolled in these placebo-controlled studies, 64% had received prior systemic therapy (biologic, conventional systemic or psoralen and ultraviolet A (PUVA)), 43.5% had received prior phototherapy, 49.3% had received prior conventional systemic therapy, and 26.4% had received prior biologic therapy for the treatment of psoriasis. Of all patients, 14.9% had received at least one anti-TNF alpha agent, and 8.7% had received an anti-IL-12/IL-23. 23.4% of patients had a history of psoriatic arthritis at baseline.

In all three studies, the co-primary endpoints were the proportion of patients who achieved a PASI 75 response (Psoriasis Area and Severity Index) and an sPGA of 0 (“clear”) or 1 (“minimal”) response at Week 12 versus placebo. Patients in all treatment groups had a median baseline PASI score ranging from 17.4 to 18.3; 48.3% to 51.2% of patients had a baseline sPGA score of severe or very severe, and mean baseline itch Numeric Rating Scale (itch NRS) ranging from 6.3 to 7.1.

Clinical response at 12 weeks

UNCOVER-1 enrolled 1,296 patients. Patients were randomised (1:1:1) to receive either placebo or Taltz (80 mg every two or four weeks [Q2W or Q4W] following a 160 mg starting dose) for 12 weeks.

Table 2. Efficacy results at Week 12 in UNCOVER-1

Endpoints	Number of patients (%)			Difference from Placebo in Response Rate (95% CI)	
	Placebo (N = 431)	Taltz 80 mg Q4W (N = 432)	Taltz 80 mg Q2W (N = 433)	Taltz 80 mg Q4W	Taltz 80 mg Q2W
sPGA of “0” (clear) or “1” (minimal)	14 (3.2)	330 (76.4) ^a	354 (81.8) ^a	73.1 (68.8, 77.5)	78.5 (74.5, 82.5)
sPGA of “0” (clear)	0	149 (34.5) ^a	160 (37.0) ^a	34.5 (30.0, 39.0)	37.0 (32.4, 41.5)
PASI 75	17 (3.9)	357 (82.6) ^a	386 (89.1) ^a	78.7 (74.7, 82.7)	85.2 (81.7, 88.7)
PASI 90	2 (0.5)	279 (64.6) ^a	307 (70.9) ^a	64.1 (59.6, 68.7)	70.4 (66.1, 74.8)
PASI 100	0	145 (33.6) ^a	153 (35.3) ^a	33.6 (29.1, 38.0)	35.3 (30.8, 39.8)
Itch NRS reduction $\geq 4^b$	58 (15.5)	305 (80.5) ^a	336 (85.9) ^a	65.0 (59.5, 70.4)	70.4 (65.4, 75.5)

Abbreviations: N = number of patients in the intent-to-treat population

Note: patients with missing data were counted as non-responders

^a $p < 0.001$ compared with placebo

^b Patients with Itch NRS ≥ 4 at baseline: placebo N = 374, Taltz 80 mg Q4W N = 379, Taltz 80 mg Q2W N = 391

UNCOVER-2 enrolled 1,224 patients. Patients were randomised (1:2:2:2) to receive either placebo, or Taltz (80 mg every two or four weeks [Q2W or Q4W] following a 160 mg starting dose) or etanercept 50 mg twice weekly for 12 weeks.

Table 3. Efficacy results at Week 12 in UNCOVER-2

Endpoints	Number of patients (%)				Difference from Placebo in Response Rate (95% CI)	
	Placebo (N = 168)	Taltz 80 mg Q4W (N = 347)	Taltz 80 mg Q2W (N = 351)	Etanercept 50 mg twice weekly (N = 358)	Taltz 80 mg Q4W	Taltz 80 mg Q2W
sPGA of “0” (clear) or “1” (minimal)	4 (2.4)	253 (72.9) ^a	292 (83.2) ^a	129 (36.0)	70.5 (65.3, 75.7)	80.8 (76.3, 85.4)
sPGA of “0” (clear)	1 (0.6)	112 (32.3) ^{a,b}	147 (41.9) ^{a,b}	21 (5.9) ^c	31.7 (26.6, 36.7)	41.3 (36.0, 46.6)
PASI 75	4 (2.4)	269 (77.5) ^{a,b}	315 (89.7) ^{a,b}	149 (41.6) ^a	75.1 (70.2, 80.1)	87.4 (83.4, 91.3)
PASI 90	1 (0.6)	207 (59.7) ^{a,b}	248 (70.7) ^{a,b}	67 (18.7) ^a	59.1 (53.8, 64.4)	70.1 (65.2, 75.0)
PASI 100	1 (0.6)	107 (30.8) ^{a,b}	142 (40.5) ^{a,b}	19 (5.3) ^c	30.2 (25.2, 35.2)	39.9 (34.6, 45.1)
Itch NRS reduction ≥ 4 ^d	19 (14.1)	225 (76.8) ^{a,b}	258 (85.1) ^{a,b}	177 (57.8) ^a	62.7 (55.1, 70.3)	71.1 (64.0, 78.2)

Abbreviations: N = number of patients in the intent-to-treat population

Note: patients with missing data were counted as non-responders.

^a $p < 0.001$ compared with placebo

^b $p < 0.001$ compared with etanercept

^c $p < 0.01$ compared with placebo

^d Patients with Itch NRS ≥ 4 at baseline: placebo N = 135, Taltz 80 mg Q4W N = 293, Taltz 80 mg Q2W N = 303, Etanercept N = 306

UNCOVER-3 enrolled 1,346 patients. Patients were randomised (1:2:2:2) to receive either placebo, or Taltz (80 mg every two or four weeks [Q2W or Q4W] following a 160 mg starting dose) or etanercept 50 mg twice weekly for 12 weeks.

Table 4. Efficacy results at Week 12 in UNCOVER-3

Endpoints	Number of patients (%)				Difference from Placebo in Response Rate (95% CI)	
	Placebo (N = 193)	Taltz 80 mg Q4W (N = 386)	Taltz 80 mg Q2W (N = 385)	Etanercept 50 mg twice weekly (N = 382)	Taltz 80 mg Q4W	Taltz 80 mg Q2W
sPGA of "0" (clear) or "1" (minimal)	13 (6.7)	291 (75.4) ^{a,b}	310 (80.5) ^{a,b}	159 (41.6) ^a	68.7 (63.1, 74.2)	73.8 (68.5, 79.1)
sPGA of "0" (clear)	0	139 (36.0) ^{a,b}	155 (40.3) ^{a,b}	33 (8.6) ^a	36.0 (31.2, 40.8)	40.3 (35.4, 45.2)
PASI 75	14 (7.3)	325 (84.2) ^{a,b}	336 (87.3) ^{a,b}	204 (53.4) ^a	76.9 (71.8, 82.1)	80.0 (75.1, 85.0)
PASI 90	6 (3.1)	252 (65.3) ^{a,b}	262 (68.1) ^{a,b}	98 (25.7) ^a	62.2 (56.8, 67.5)	64.9 (59.7, 70.2)
PASI 100	0	135 (35.0) ^{a,b}	145 (37.7) ^{a,b}	28 (7.3) ^a	35 (30.2, 39.7)	37.7 (32.8, 42.5)
Itch NRS reduction $\geq 4^c$	33 (20.9)	250 (79.9) ^{a,b}	264 (82.5) ^{a,b}	200 (64.1) ^a	59.0 (51.2, 66.7)	61.6 (54.0, 69.2)

Abbreviations: N = number of patients in the intent-to-treat population

Note: patients with missing data were counted as non-responders

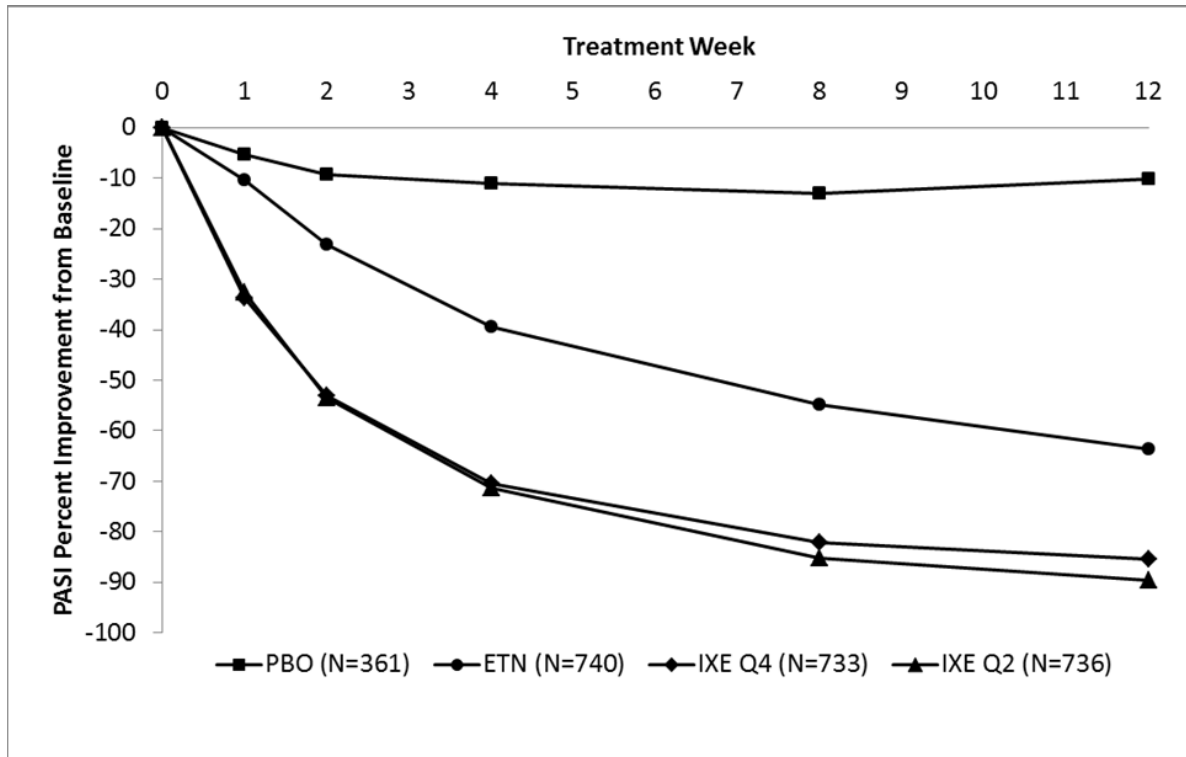
^a $p < 0.001$ compared with placebo

^b $p < 0.001$ compared with etanercept

^c Patients with Itch NRS ≥ 4 at baseline: placebo N = 158, Taltz 80 mg Q4W N = 313, Taltz 80 mg Q2W N = 320, Etanercept N = 312

Taltz was associated with a fast onset of efficacy with $> 50\%$ reduction in mean PASI by Week 2 (Figure 1). The percentage of patients achieving PASI 75 was significantly greater for Taltz compared with placebo and etanercept as early as Week 1. Approximately 25% of patients treated with Taltz achieved a PASI score < 5 by Week 2, more than 55% achieved the PASI score < 5 by Week 4, and increased to 85% by Week 12 (compared to 3%, 14% and 50% for etanercept). Significant improvements in itch severity were seen at Week 1 in patients treated with Taltz.

Figure 1. PASI score, percent improvement at each post baseline visit (mBOCF) in the Intent-to-Treat Population during the Induction Dosing Period - UNCOVER-2 and UNCOVER-3



The efficacy and safety of Taltz was demonstrated regardless of age, gender, race, body weight, PASI baseline severity, plaques location, concurrent psoriatic arthritis, and previous treatment with a biologic. Taltz was efficacious in systemic treatment-naïve, biologic-naïve, biologic/anti-TNF-exposed and biologic/anti-TNF-failure patients.

Efficacy in Non-Responders to Etanercept: For patients identified as an sPGA (0,1) non-responder to etanercept at Week 12 in UNCOVER-2 (N = 200) and who were switched to Taltz 80 mg Q4W after a 4 week washout period, 73% and 83.5% of patients were able to achieve sPGA (0,1) and PASI 75, respectively, after 12 weeks of being treated with Taltz.

In the 2 clinical studies that included an active comparator (UNCOVER-2 and UNCOVER-3), the rate of serious adverse events was 1.9% for both etanercept and for Taltz, and the rate of discontinuation due to adverse events was 1.2% for etanercept and 2.0% for Taltz. The rate of infections was 21.5% for etanercept and 26.0% for Taltz, with the majority of the events mild to moderate in severity. The rate of serious infections was 0.4% for etanercept and 0.5% for Taltz.

Maintenance of Response at Week 60

Patients originally randomised to Taltz and who were responders at Week 12 (i.e., sPGA score of 0,1) in UNCOVER-1 and UNCOVER-2 were re-randomised to an additional 48 weeks of one of the following treatment regimens: placebo, or Taltz (80 mg every four or twelve weeks [Q4W or Q12W]).

Table 5. Maintenance of Response and Efficacy at Week 60 (Studies UNCOVER-1 and UNCOVER-2)

Endpoints	Number of patients (%)				Difference from Placebo in Response Rate (95% CI)	
	80 mg Q4W (induction) / Placebo (maintenance) (N = 191)	80 mg Q2W (induction) / Placebo (maintenance) (N = 211)	80 mg Q4W (induction) / 80 mg Q4W (maintenance) (N = 195)	80 mg Q2W (induction) / 80 mg Q4W (maintenance) (N = 221)	80 mg Q4W (induction) / 80 mg Q4W (maintenance)	80 mg Q2W (induction) / 80 mg Q4W (maintenance)
Maintained sPGA of “0” (clear) or “1” (minimal)	12 (6.3)	16 (7.6)	134 (68.7) ^a	173 (78.3) ^a	62.4 (55.1, 69.8)	70.7 (64.2, 77.2)
Maintained or Achieved sPGA 0 (clear)	3 (1.6)	6 (2.8)	96 (49.2) ^a	130 (58.8) ^a	47.7 (40.4, 54.9)	56.0 (49.1, 62.8)
Maintained or Achieved PASI 75	15 (7.9)	19 (9.0)	145 (74.4) ^a	184 (83.3) ^a	66.5 (59.3, 73.7)	74.3 (68.0, 80.5)
Maintained or Achieved PASI 90	9 (4.7)	10 (4.7)	130 (66.7) ^a	169 (76.5) ^a	62.0 (54.7, 69.2)	71.7 (65.4, 78.0)
Maintained or Achieved PASI 100	3 (1.6)	6 (2.8)	97 (49.7) ^a	127 (57.5) ^a	48.2 (40.9, 55.4)	54.6 (47.7, 61.5)

Abbreviations: N = number of patients in the analysis population

Note: patients with missing data were counted as non-responders

^a p < 0.001 compared with placebo

Taltz was efficacious in the maintenance of response in systemic treatment-naive, biologic-naive, biologic/anti-TNF-exposed and biologic/anti-TNF-failure patients.

For sPGA (0,1) responders at Week 12 re-randomised to treatment withdrawal (i.e., placebo), the median time to relapse (sPGA ≥ 3) was 164 days in integrated UNCOVER-1 and UNCOVER-2 studies. Among these patients, 71.5% regained at least an sPGA (0,1) response within 12 weeks of restarting treatment with Taltz 80 mg Q4W.

Significantly greater improvements at Week 12 from baseline compared to placebo and etanercept were demonstrated in nail psoriasis (as measured by the Nail Psoriasis Severity Index [NAPSI]), in scalp psoriasis (as measured by Psoriasis Scalp Severity Index [PSSI]) and in palmoplantar psoriasis (as measured by Psoriasis Palmoplantar Severity Index [PPASI]). These improvements in nail, scalp and palmoplantar psoriasis were maintained at Week 60 in patients treated with Taltz who were sPGA (0,1) responders at Week 12.

Quality of Life/Patient-Reported Outcomes

At Week 12 and across studies, Taltz was associated with statistically significant improvement in Health-related Quality of Life as assessed by mean decrease ranges from baseline in the Dermatology Life Quality Index (DLQI) (Taltz 80 mg Q2W from -10.2 to -11.1, Taltz 80 mg Q4W from -9.4 to -10.7,

etanercept from -7.7 to -8.0 and placebo -1.0 to -2.0). A significantly greater proportion of patients treated with Taltz achieved a DLQI 0 or 1. Across studies, Taltz was associated with statistically significant improvement of itching severity assessed by the Itch NRS score. A significantly greater proportion of patients treated with Taltz achieved a reduction of Itch NRS ≥ 4 points at week 12 (84.6% for Taltz Q2W, 79.2% for Taltz Q4W and 16.5% for placebo) and the benefit was sustained over time up to Week 60 in patients treated with Taltz who were sPGA (0 or 1) responders at Week 12. There was not any evidence of worsening of depression up to 60 weeks treatment with Taltz as assessed by the Quick Inventory of Depressive Symptomatology Self Report.

Postmarketing Phase 3b, direct comparative study

Efficacy and safety of ixekizumab was also investigated in a double-blind study compared to ustekinumab with ixekizumab being superior on the primary study objective (PASI 90 response at week 12, Table 6). Onset of response was superior on PASI 75 as early as week 2 ($p < 0.001$) and on PASI 90 and PASI 100 by week 4 ($p < 0.001$). Superiority of ixekizumab versus ustekinumab was also demonstrated in the subgroups stratified by weight.

Table 6. PASI-Response Rates from comparative study ixekizumab versus ustekinumab

	Week 12		Week 24		Week 52	
	Ixekizumab*	Ustekinumab**	Ixekizumab*	Ustekinumab**	Ixekizumab*	Ustekinumab**
Patients (n)	136	166	136	166	136	166
PASI 75, n (%)	120 (88.2%)	114 (68.7%)	124 (91.2%)	136 (81.9%)	120 (88.2%)	126 (75.9%)
PASI 90, n (%)	99 (72.8%) [§]	70 (42.2%)	113 (83.1%)	98 (59.0%)	104 (76.5%)	98 (59.0%)
PASI 100, n (%)	49 (36.0%)	24 (14.5%)	67 (49.3%)	39 (23.5%)	71 (52.2%)	59 (35.5%)

* Ixekizumab 160 mg was given as a loading dose followed by 80 mg at week 2,4,6,8,10 and 12, and 80 mg Q4W thereafter

** Weight based dosing: Patients treated with ustekinumab received 45 mg or 90 mg at Weeks 0 and 4, then every 12 weeks until Week 52 (dosed by weight as per approved posology)

[§] $p < 0.001$ versus ustekinumab (p value only provided for primary endpoint)

Efficacy in Genital Psoriasis

A randomized, double-blind, placebo-controlled study (IXORA-Q) was conducted in 149 adult subjects (24% females) with moderate to severe genital psoriasis (sPGA of Genitalia score of ≥ 3), a minimum body surface area (BSA) involvement of 1% (60.4% had a BSA $\geq 10\%$) and previous failure of or intolerance to at least one topical therapy for genital psoriasis. Patients had at least moderate plaque psoriasis (defined as sPGA score of ≥ 3 and being candidates for phototherapy and/or systemic therapy) for at least 6 months.

Subjects randomized to Taltz received an initial dose of 160 mg followed by 80 mg every 2 weeks for 12 weeks. The primary endpoint was the proportion of patients who achieved at least a "0" (clear) or "1" (minimal) response on the sPGA of Genitalia (sPGA of Genitalia 0/1). At Week 12, significantly more subjects in the Taltz group than placebo group achieved a sPGA of Genitalia 0/1 and a sPGA 0/1 independent of baseline BSA (baseline BSA 1% - $<10\%$ resp. $\geq 10\%$: sPGA of Genitalia "0" or "1": Taltz 71%, resp. 75%; placebo: 0%, resp. 13%). A significantly greater proportion of patients treated with Taltz achieved a reduction in the PROs of severity of genital pain, genital itch, impact of genital psoriasis on sexual activity, and Dermatology Quality of Life Index (DLQI).

Table 7 Efficacy Results at Week 12 in Adults with Genital Psoriasis in Trial IXORA-Q; NRI ^a

Endpoints	Taltz	Placebo	Difference from placebo (95% CI)
Number of patients (N) randomized	N=75	N=74	
sPGA of Genitalia “0” or “1”	73%	8%	65% (53%, 77%)
sPGA “0” or “1”	73%	3%	71% (60%, 81%)
DLQI 0,1 ^b	45%	3%	43% (31%, 55%)
N with baseline GPSS Itch NRS Score ≥ 3	N=62	N=60	
GPSS Genital Itch (≥ 3 point improvement)	60%	8%	51% (37%, 65%)
N with baseline SFQ Item 2 Score ≥ 2	N=37	N=42	
SFQ-item 2 score, “0” (never limited) or “1” (rarely limited)	78%	21%	57% (39%, 75%)

^a Abbreviations: NRI = Non-Responder Imputation; sPGA = static Physician Global Assessment; GPSS = Genital Psoriasis Symptom Scale; SFQ = Sexual Frequency Questionnaire; DLQI = Dermatology Quality of Life Index; ^b Total DLQI score of 0,1 indicates skin condition has no effect at all on patient’s life. sPGA of “0” or “1” is equivalent to “clear” or “minimal”; NRS = Numeric Rating Scale

Psoriatic arthritis

The safety and efficacy of Taltz were assessed in two randomised, double-blind, placebo-controlled phase III studies in 780 patients with active psoriatic arthritis (≥ 3 swollen and ≥ 3 tender joints). Patients in these studies had a diagnosis of psoriatic arthritis (Classification Criteria for Psoriatic Arthritis [CASPAR] criteria) for a median of 5.33 years. Randomised patients also had current plaque psoriasis skin lesions (94.0%) or a documented history of plaque psoriasis, with 12.1% of patients with moderate to severe plaque psoriasis at baseline. Over 58.9% and 22.3% of the psoriatic arthritis patients had enthesitis and dactylitis at baseline, respectively. For both studies, the primary endpoint was American College of Rheumatology (ACR) 20 response at Week 24.

In Psoriatic Arthritis Study 1 (SPIRIT-P1), patients naive to biologic therapy with active psoriatic arthritis were randomised to subcutaneous injections of placebo, adalimumab 40 mg once every 2 weeks (active control reference arm), Taltz 80 mg once every 2 weeks (Q2W), or 80 mg once every 4 weeks (Q4W). Both Taltz regimens included a 160 mg starting dose. 85.3% of patients in this study had received prior treatment with ≥ 1 cDMARD. 53% of patients had concomitant use of MTX at a mean weekly dose of 15.8 mg. 67% of patients who had concomitant use of MTX had a dose of 15 mg or greater. Patients in all treatment groups with an inadequate response at week 16 received rescue therapy (modification to background therapy). Patients on Taltz Q2W or Q4W remained on their originally assigned dose of Taltz. Patients receiving adalimumab or placebo were re-randomised 1:1 to Taltz Q2W or Q4W at week 16 or 24 based on responder status.

Psoriatic Arthritis Study 2 (SPIRIT-P2) enrolled patients who were previously treated with an anti-TNF agent and discontinued the anti-TNF agent for either lack of efficacy or intolerance (anti-TNF-IR patients). Patients were randomised to subcutaneous injections of placebo, Taltz 80 mg once every 2 weeks (Q2W), or 80 mg once every 4 weeks (Q4W). Both Taltz regimens included a 160 mg starting dose. 56% and 35% of patients were inadequate responders to 1 anti-TNF or 2 anti-TNF, respectively. SPIRIT-P2 evaluated 363 patients, of whom 41% had concomitant use of MTX at a mean weekly dose of 16.1 mg. 73.2% of patients who had concomitant use of MTX had a dose of 15 mg or greater. Patients in all treatment groups with an inadequate response at week 16 received rescue therapy (modification to background therapy). Patients in Taltz Q2W or Q4W remained on their originally assigned dose of Taltz.

Patients receiving placebo were re-randomised 1:1 to Taltz Q2W or Q4W at week 16 or 24 based on responder status.

Signs and symptoms

Treatment with Taltz resulted in significant improvement in measures of disease activity compared to placebo at Week 24 (see Table 8).

Table 8. Efficacy results in SPIRIT-P1 and SPIRIT-P2 at week 24

Endpoints	SPIRIT-P1					SPIRIT-P2							
	PBO (N = 106)	Taltz Q4W (N = 107)	Taltz Q2W (N = 103)	ADA (N = 101)	Difference from Placebo in Response Rate (95% CI)	Taltz Q4W	Taltz Q2W	PBO (N = 118)	Taltz Q4W (N = 122)	Taltz Q2W (N = 123)	Difference from Placebo in Response Rate (95% CI)	Taltz Q4W	Taltz Q2W
ACR 20 response, n (%)													
Week 24	32 (30.2)	62 (57.9)	64 (62.1)	58 (57.4)	27.8 (15.0, 40.6) ^c	31.9 (19.1, 44.8) ^c	23 (19.5)	65 (53.3)	59 (48.0)	33.8 (22.4, 45.2) ^c	28.5 (17.1, 39.8) ^c		
ACR 50 response, n (%)													
Week 24	16 (15.1)	43 (40.2)	48 (46.6)	39 (38.6)	25.1 (13.6, 36.6) ^c	31.5 (19.7, 43.3) ^c	6 (5.1)	43 (35.2)	41 (33.3)	30.2 (20.8, 39.5) ^c	28.3 (19.0, 37.5) ^c		
ACR 70 response, n (%)													
Week 24	6 (5.7)	25 (23.4)	35 (34.0)	26 (25.7)	17.7 (8.6, 26.8) ^c	28.3 (18.2, 38.5) ^c	0	27 (22.1)	15 (12.2)	22.1 (14.8, 29.5) ^c	12.2 (6.4, 18.0) ^c		
Minimal Disease Activity (MDA) n (%)													
Week 24	16 (15.1)	32 (29.9)	42 (40.8)	32 (31.7)	14.8 (3.8, 25.8) ^a	25.7 (14.0, 37.4) ^c	4 (3.4)	34 (27.9)	29 (23.6)	24.5 (15.9, 33.1) ^c	20.2 (12.0, 28.4) ^c		
ACR 50 and PASI 100 in patients with ≥3% BSA psoriasis skin involvement at baseline, n (%)													
Week 24	1 (1.5)	21 (28.8)	19 (32.2)	9 (13.2)	27.3 (16.5, 38.1) ^c	30.7 (18.4, 43.0) ^b	0 (0.0)	12 (17.6)	10 (14.7)	17.6 (8.6, 26.7) ^c	14.7 (6.3, 23.1) ^c		

Abbreviations: ACR 20/50/70 = American College of Rheumatology 20%/50%/70% response rate; ADA = adalimumab; BSA = body surface area; CI = confidence interval; Q4W = Taltz 80 mg every 4 weeks; Q2W = Taltz 80 mg every 2 weeks; N = number of patients in the analysis population; n = number of patients in the specified category; NRI = non-responder imputation; PASI 100 = psoriasis area and severity index 100% improvement; PBO = placebo.

Note: patients who were rescued at week 16 or discontinued or with missing data were imputed as non-responders for week 24 analyses.

Concomitant cDMARDs included MTX, leflunomide and sulfasalazine.

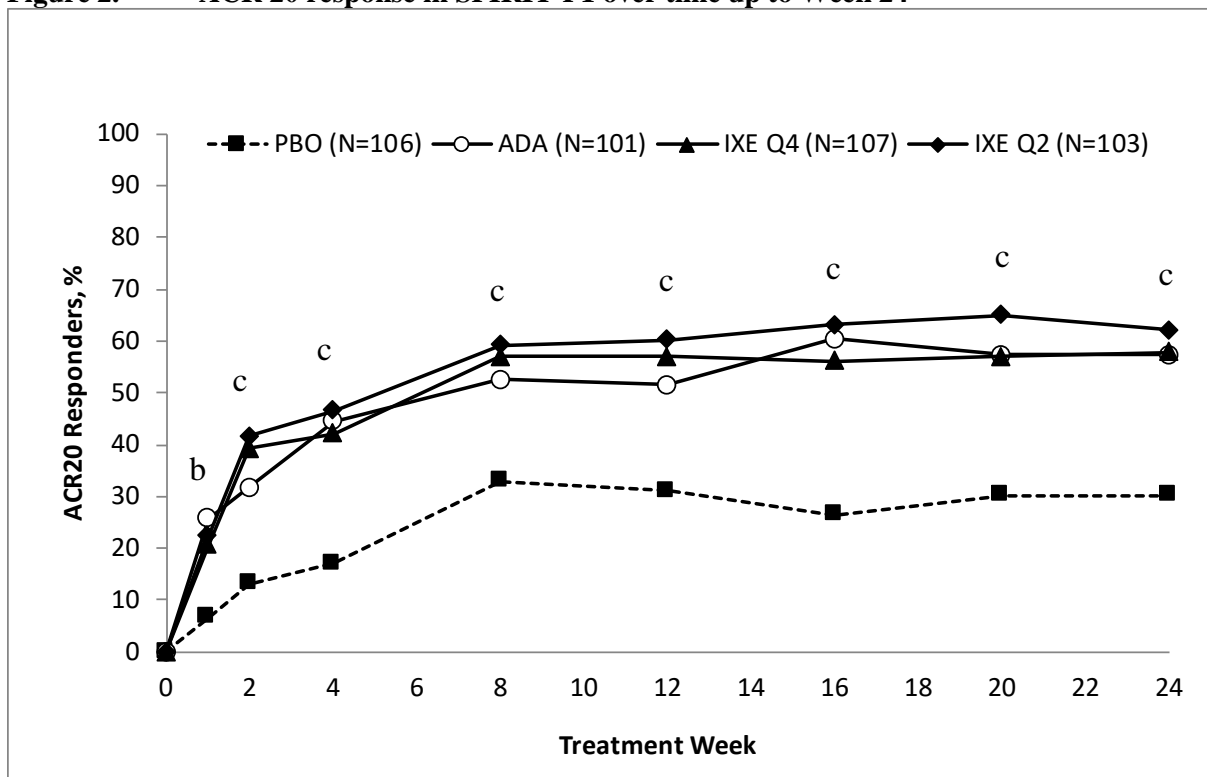
^a $p < 0.05$; ^b $p < 0.01$; ^c $p < 0.001$ compared with placebo.

In patients with pre-existing dactylitis or enthesitis, treatment with Taltz Q4W resulted in improvement in dactylitis and enthesitis at Week 24 compared to placebo (resolution: 78% vs. 24%; $p < 0.001$, and 39% vs. 21%; $p < 0.01$, respectively).

In patients with $\geq 3\%$ BSA, the improvement in skin clearance at Week 12 as measured by 75% improvement in Psoriasis Area Severity Index (PASI 75), was 67% (94/141) for those treated with the Q4W dosing regimen, and 9% (12/134) for those treated with placebo ($p < 0.001$). The proportion of patients achieving a PASI 75, PASI 90, and PASI 100 response at Week 24 was greater with Taltz Q4W compared to placebo ($p < 0.001$). In patients with concomitant moderate to severe psoriasis and psoriatic arthritis, Taltz Q2W dose regimen showed significantly higher response rate for PASI 75, PASI 90 and PASI 100 compared to placebo ($p < 0.001$) and demonstrated clinically meaningful benefit over the Q4W dose regimen.

The treatment responses on Taltz were significantly greater than those on placebo as early as week 1 for ACR 20, week 4 for ACR 50 and week 8 for ACR 70 and persisted through week 24.

Figure 2. ACR 20 response in SPIRIT-P1 over time up to Week 24



For both Taltz Q2W and Q4W: *b* $p < 0.01$ and *c* $p < 0.001$ compared with placebo.

In SPIRIT-P1 and SPIRIT-P2, similar responses for ACR 20/50/70 were seen in patients with psoriatic arthritis regardless of whether they were on concomitant cDMARDs, including MTX treatment, or not.

In SPIRIT-P1 and SPIRIT-P2, improvements were shown in all components of the ACR scores including patient assessment of pain. At Week 24 the proportion of patients achieving a modified Psoriatic Arthritis Response Criteria (PsARC) response was greater in the Taltz-treated patients compared to placebo.

In SPIRIT-P1, efficacy was maintained up to Week 52 as assessed by ACR 20/50/70, MDA, enthesitis resolution, dactylitis resolution, and PASI 75/90/100 response rates.

The efficacy and safety of Taltz was demonstrated regardless of age, gender, race, disease duration, baseline body weight, baseline psoriasis involvement, baseline CRP, baseline DAS28-CRP, concomitant corticosteroid use, and previous treatment with a biologic. Taltz was efficacious in biologic-naive, biologic-exposed and biologic-failure patients.

Radiographic response

In SPIRIT-P1, inhibition of progression of structural damage was assessed radiographically and expressed as the change in modified total Sharp Score (mTSS) and its components, the Erosion Score (ES) and the Joint Space Narrowing score (JSN) at Weeks 24 and 52, compared to baseline. Week 24 data are presented in Table 9.

Table 9. Change in modified Total Sharp Score in SPIRIT-P1

					Difference from Placebo (95% CI)	
	PBO (N = 106)	Taltz Q4W (N = 107)	Taltz Q2W (N = 103)	ADA (N = 101)	Taltz Q4W	Taltz Q2W
Baseline score, mean (SD)	17.6 (28.62)	19.2 (32.68)	15.2 (28.86)	15.9 (27.37)	NA	NA
Change from baseline at Week 24, LSM (SE)	0.51 (0.092)	0.18 (0.090)	0.09 (0.091)	0.13 (0.093)	-0.33 (-0.57,-0.09) ^b	-0.42 (-0.66,-0.19) ^c

Abbreviations: ADA = adalimumab; CI = confidence interval; Q4W = Taltz 80 mg every 4 weeks; Q2W = Taltz 80 mg every 2 weeks; LSM = least squares mean; N = number of patients in the analysis population; PBO = placebo; SE = standard error; SD = standard deviation.

^b p<0.01; ^c p<0.001 compared with placebo.

Radiographic joint damage progression was inhibited by Taltz (Table 9) at Week 24, and the percentage of patients with no radiographic joint damage progression (defined as a change from baseline in mTSS of ≤0.5) from randomisation to Week 24 was 94.8% for Taltz Q2W (p<0.001), 89.0% for Taltz Q4W (p=0.026), 95.8% for adalimumab (p<0.001), all compared to 77.4% for placebo. At Week 52, the mean change from baseline in mTSS was 0.27 for placebo/Taltz Q4W, 0.54 for Taltz Q4W/Taltz Q4W, and 0.32 for adalimumab/Taltz Q4W. The percentage of patients with no radiographic joint damage progression from randomisation to Week 52 was 90.9% for placebo/Taltz Q4W, 85.6% for Taltz Q4W/Taltz Q4W, and 89.4% for adalimumab/Taltz Q4W.

Physical function and health-related quality of life

In both SPIRIT-P1 and SPIRIT-P2, patients treated with Taltz Q2W (p<0.001) and Q4W (p<0.001) showed significant improvement in physical function compared to patients treated with placebo as assessed by Health Assessment Questionnaire-Disability Index (HAQ-DI) at Week 24, and maintained at Week 52 in SPIRIT-P1.

Taltz-treated patients reported improvements in health-related quality of life as measured by the Physical Component Summary of the Short Form-36 Health Survey (SF-36 PCS) score (p<0.001). There were also improvements demonstrated in fatigue as assessed by Fatigue severity NRS scores (p<0.001).

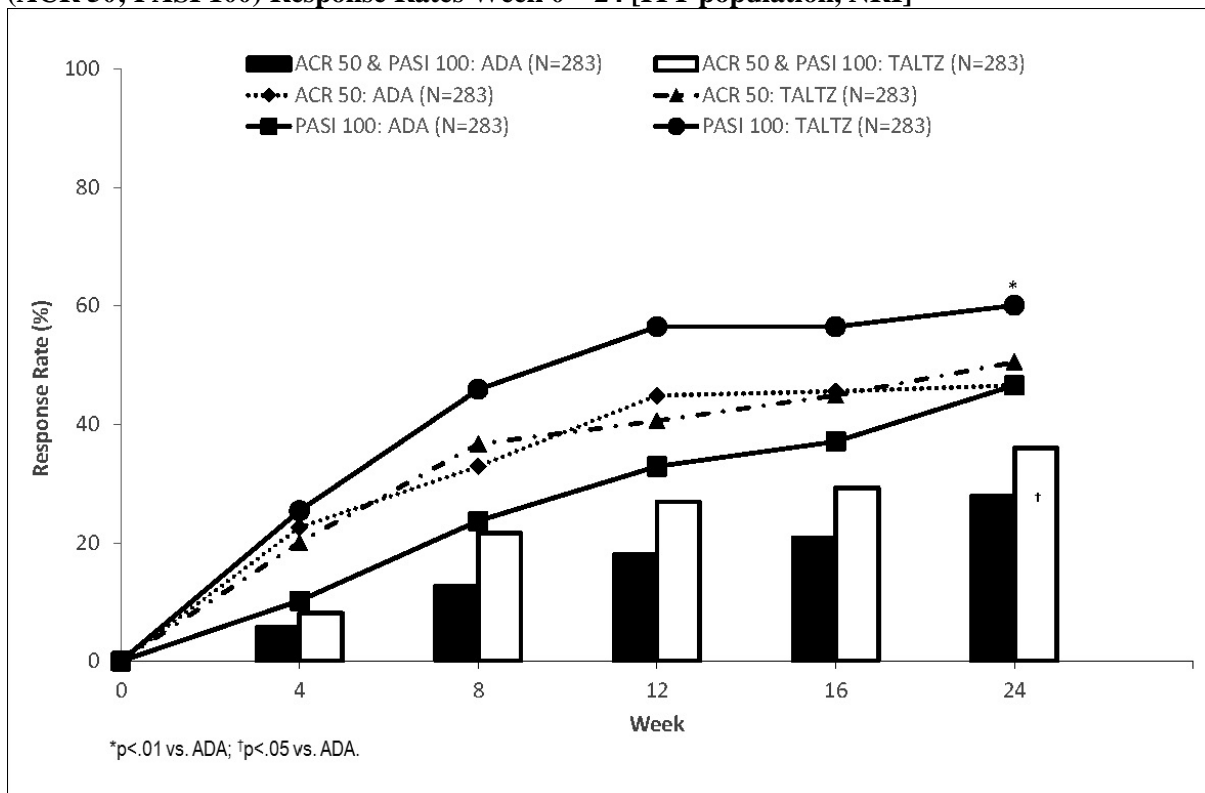
Postmarketing Phase 4, direct comparative study

Efficacy and safety of Taltz was investigated in a multicenter, randomized, open-label, rater-blinded, parallel-group study (SPIRIT-H2H) compared to adalimumab (ADA) in 566 patients with PsA who were

naïve to biologic disease-modifying anti-rheumatic drugs (bDMARD). Patients were stratified at baseline based on concomitant cDMARD use and presence of moderate-to-severe psoriasis (PASI \geq 12, BSA \geq 10 and sPGA \geq 3).

Taltz was superior to ADA on the primary study objective: simultaneous achievement of ACR 50 and PASI 100 response at Week 24 (Taltz 36.0% vs ADA 27.9%; $p=0.036$; 95% confidence interval [0.5%, 15.8%]). Taltz also showed non-inferiority (pre-specified margin of -12%) to ADA on ACR 50 (ITT analysis: Taltz 50.5% vs ADA 46.6%; 3.9% difference vs. ADA; 95% confidence interval [-4.3%; 12.1%] ; PPS analysis Taltz: 52.3%, ADA: 53.1%, difference: -0.8% [CI: -10.3%; 8.7%]) and superiority on PASI 100 at Week 24 (60.1% with Taltz vs 46.6% with ADA, $p=0.001$), which were the major secondary endpoints in the study.

Figure 3: Primary Endpoint (Simultaneous ACR 50 & PASI 100) and Major Secondary Endpoints (ACR 50; PASI 100) Response Rates Week 0 – 24 [ITT population, NRI]**



** Taltz 160 mg Week 0, then 80 mg every 2 weeks to Week 12 and every 4 weeks thereafter for patients with moderate to severe plaque psoriasis or 160 mg Week 0, then 80 mg every 4 week for other patients, ADA 80 mg Week 0, then 40 mg every 2 weeks from Week 1 for patients with moderate to severe plaque psoriasis or 40 mg Week 0, then 40 mg every 2 weeks for other patients.

Significance level only provided for endpoint that was pre-defined and multiplicity tested.

Immunisations

In a study in healthy subjects, no safety concerns were identified of two inactivated vaccines (tetanus and pneumococcal), received after two doses of ixekizumab (160 mg followed by a second dose of 80 mg two weeks later). However, the data concerning immunisation were insufficient to conclude on an adequate immune response to these vaccines following administration of Taltz.

5.2 Pharmacokinetic properties

Absorption

Following a single subcutaneous dose of ixekizumab in patients with psoriasis, mean peak concentrations were achieved within 4 to 7 days, across a dose range of 5 to 160 mg. The mean (SD) maximum plasma concentration (C_{max}) of ixekizumab, after the 160 mg starting dose, was 19.9 (8.15) $\mu\text{g/ml}$.

After the 160 mg starting dose, steady state was achieved by Week 8 with the 80 mg Q2W dosing regimen. Mean (SD) $C_{max,ss}$, and $C_{trough,ss}$ estimates are 21.5 (9.16) $\mu\text{g/ml}$, and 5.23 (3.19) $\mu\text{g/ml}$.

After switching from the 80 mg Q2W dosing regimen to the 80 mg Q4W dosing regimen at Week 12, steady state would be achieved after approximately 10 weeks. Mean (SD) $C_{max,ss}$, and $C_{trough,ss}$ estimates are 14.6 (6.04) $\mu\text{g/ml}$, and 1.87 (1.30) $\mu\text{g/ml}$.

The average bioavailability of ixekizumab after subcutaneous administration was 54% to 90% across analyses.

Distribution

From population pharmacokinetic analyses, the mean total volume of distribution at steady state was 7.11 L.

Biotransformation

Ixekizumab is a monoclonal antibody and is expected to be degraded into small peptides and amino acids via catabolic pathways in the same manner as endogenous immunoglobulins.

Elimination

In the population PK analysis, mean serum clearance was 0.0161 L/hr. Clearance is independent of dose. The mean elimination half-life, as estimated from population pharmacokinetic analysis, is 13 days in patients with psoriasis.

Linearity/non-linearity

Exposure (AUC) increased proportionally over a dose range of 5 to 160 mg given as a subcutaneous injection.

Psoriatic arthritis

The pharmacokinetic properties of Taltz observed in psoriatic arthritis patients were similar to those displayed in plaque psoriasis patients. The bioavailability of Taltz in psoriatic arthritis patients was in the range of 61-84% on the basis of the population pharmacokinetic model.

Elderly

Of the 4,204 plaque psoriasis patients exposed to Taltz in clinical studies, a total of 301 were 65 years of age or older and 36 patients were 75 years of age or older. Of the 1,118 psoriatic arthritis patients exposed

to Taltz in clinical studies, a total of 122 patients were 65 years of age or older and 6 patients were 75 years of age or older.

Based on population pharmacokinetic analysis with a limited number of elderly patients (n = 94 for age \geq 65 years and n = 12 for age \geq 75 years), clearance in elderly patients and patients less than 65 years of age was similar.

Renal or hepatic impairment

Specific clinical pharmacology studies to evaluate the effects of renal impairment and hepatic impairment on the PK of ixekizumab have not been conducted. Renal elimination of intact ixekizumab, an IgG MAb, is expected to be low and of minor importance; similarly, IgG MAbs are mainly eliminated via intracellular catabolism and hepatic impairment is not expected to influence clearance of ixekizumab.

5.3 Preclinical safety data

Non-clinical data from cynomolgus monkeys revealed no special hazards for humans based on repeat-dose toxicity studies, safety pharmacology evaluations, and reproductive and developmental toxicity studies.

Ixekizumab administration to cynomolgus monkeys for 39 weeks at subcutaneous doses up to 50 mg/kg weekly produced no organ toxicity or undesirable effects on immune function (e.g. T-cell dependent antibody response and NK cell activity). A weekly subcutaneous dose of 50 mg/kg to monkeys is approximately 19 times the 160 mg starting dose of Taltz and in monkeys results in exposure (AUC) that is at least 61-fold higher than the predicted mean steady-state exposure in humans administered the recommended dose regimen.

Non-clinical studies have not been conducted to evaluate the carcinogenic or mutagenic potential of ixekizumab.

No effects on reproductive organs, menstrual cycles or sperm were observed in sexually mature cynomolgus monkeys that received ixekizumab for 13 weeks at a weekly subcutaneous dose of 50 mg/kg.

In developmental toxicity studies, ixekizumab was shown to cross the placenta and was present in the blood of offspring for up to 6 months of age. A higher incidence of postnatal mortality occurred in the offspring of monkeys given ixekizumab compared to concurrent controls. This was related primarily to early delivery or maternal neglect of offspring, common findings in nonhuman primate studies, and considered clinically irrelevant.

6. PHARMACEUTICAL PARTICULARS

6.1 List of excipients

Sodium chloride
Sodium citrate dihydrate
Citric acid, anhydrous
Polysorbate 80
Water for injections

6.2 Incompatibilities

Not applicable.

6.3 Shelf life

The expiry date of the product is indicated on the packaging materials.

6.4 Special precautions for storage

Store in a refrigerator (2 °C to 8 °C).

Do not freeze or shake.

The patient may store the product unrefrigerated for up to 5 days at a temperature below 30°C.

Afterwards, the product must be discarded even if it hasn't been used.

Store in the original package in order to protect from light.

6.5 Nature and contents of container

1 ml solution in a type I clear glass syringe. The syringe is encased in a disposable, single-dose pen. Packs of 1, 2 , or 3 pre-filled pens. Not all pack sizes may be marketed.

6.6 Special precautions for disposal and other handling

Instructions for use

The instructions for using the pen, included with the leaflet, must be followed carefully.

The pre-filled pen is for single use only.

Taltz should not be used if particles appear or if the solution is cloudy and/or distinctly brown.

Taltz that has been frozen must not be used.

Any unused medicinal product or waste material should be disposed of in accordance with local requirements.

7. License Holder

Eli Lilly Israel Limited
POB 4246 Ra'anana 4366411, Israel

8. Manufacturer:

Eli Lilly and Company
Indianapolis, Indiana 46285
USA

Revised on Aug-2020.

X TALTPN S 06