

## Instructions for use

### Emgality 120 mg solution for injection in pre-filled pen

Galcanezumab

For subcutaneous use



Before using your pre-filled pen (pen):

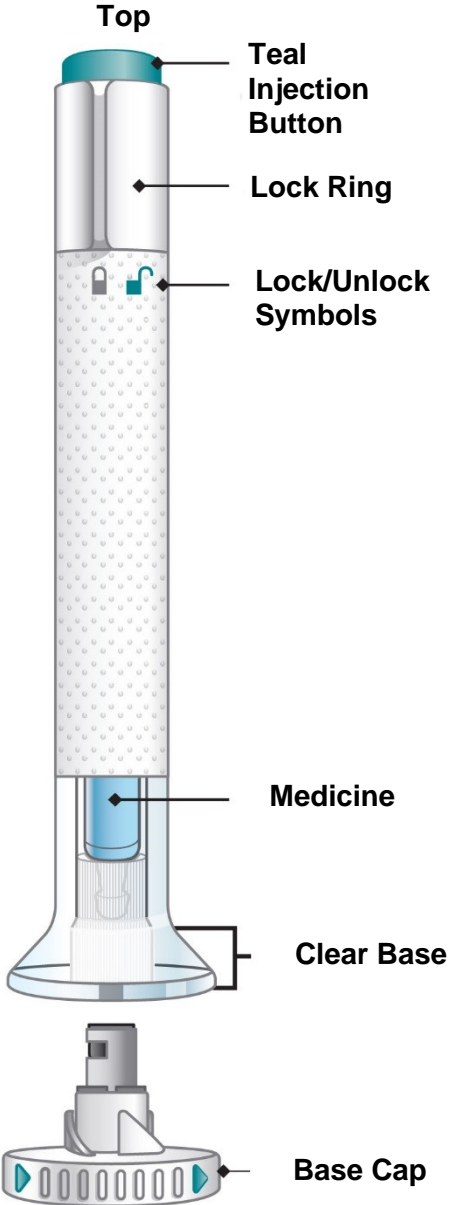
#### Important Information

- Your doctor or nurse should show you how to prepare and inject Emgality using the pen. Do not inject yourself or someone else until you have been shown how to inject Emgality.
- Keep these instructions and refer to them as needed.
- Each pen is for **ONE-TIME USE ONLY**. Do not share or reuse your pen. Otherwise, you may give or get an infection.
- The pen contains glass parts. Handle it carefully. If you drop it on a hard surface, do not use it. Use a new pen for your injection.
- Your doctor, pharmacist or nurse can help you decide where on your body to inject your dose. You can also read the “**Choose your injection site**” section of these instructions to help you choose which area can work best for you.
- If you have vision or hearing problems, **do not** use the pen without help from a caregiver.

#### INSTRUCTIONS FOR USE

Before you use the **EMGALITY** pen, read and carefully follow all the step-by-step instructions.

### Parts of the Emgality pen



Bottom/ Needle end

## Before You Get Started

### Take the pen from the refrigerator

Put the original package with any unused pens back in the refrigerator.

**Leave the base cap on until you are ready to inject.**

**Do not** shake.

For a more comfortable injection, leave the pen at room temperature for 30 minutes before injecting.

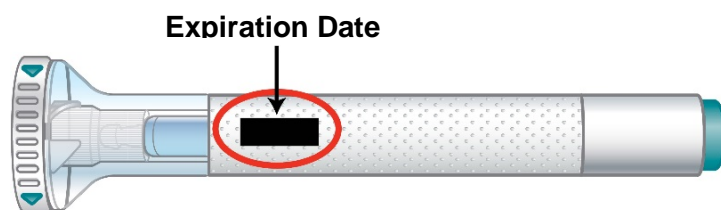
**Do not** heat the pen by various means (microwave, hot water, direct sunlight).

### Inspect the pen and the medicine

Make sure you have the right medicine. The medicine inside should be clear. It may be colourless to slightly yellow to slightly brown.

**Do not** use the pen, and dispose of as directed by your doctor, pharmacist or nurse if:

- it looks damaged
- the medicine is cloudy, is discolored, or has small particles
- the expiration date printed on the label has passed
- the medicine is frozen

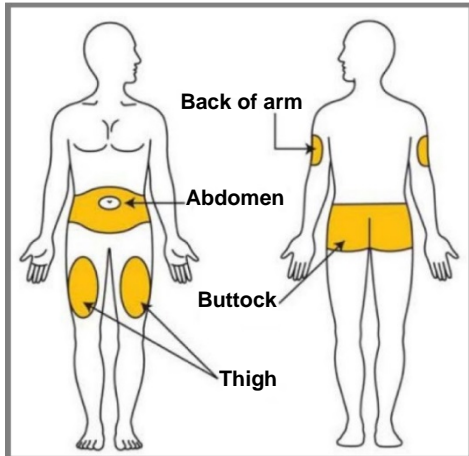


## Prepare for injection

Wash your hands with soap and water before you inject Emgality. Make sure a sharps disposal container is close by.


## Choose your injection site

Your doctor, pharmacist or nurse can help you choose the injection site that is best for you.

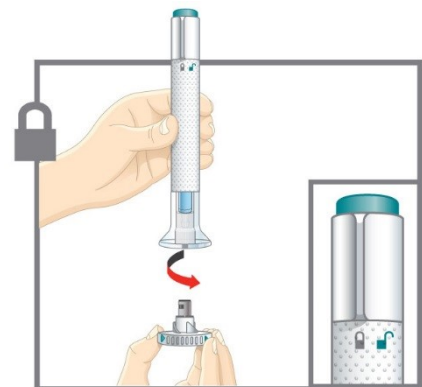


- **You** may inject the medicine into your stomach area (abdomen) or thigh. Do not inject within 5 centimeters of the belly button (navel).
- **Another person** may give you the injection in the back of your upper arm or buttock.
- **Do not** inject in the same spot as before. For example, if your first injection was in your abdomen, your next injection could be in another area of your abdomen.
- **Clean and dry the injection site before you inject.**

## 1 Uncap the Pen


 **Make sure the pen is locked. Leave the base cap on until you are ready to inject.**

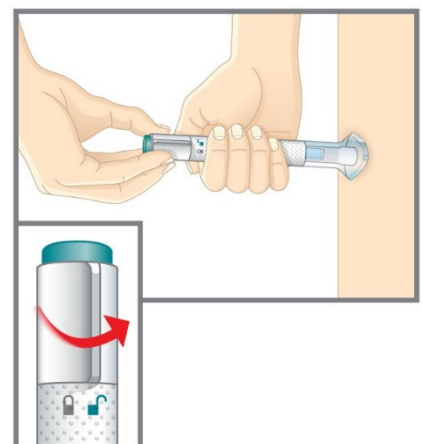
- When you are ready to inject, twist off the base cap and throw it away in the bin.
- **Do not** put the base cap back on – this could damage the needle.
- **Do not** touch the needle.



## 2 Place and Unlock

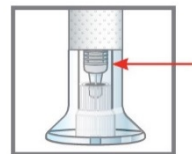
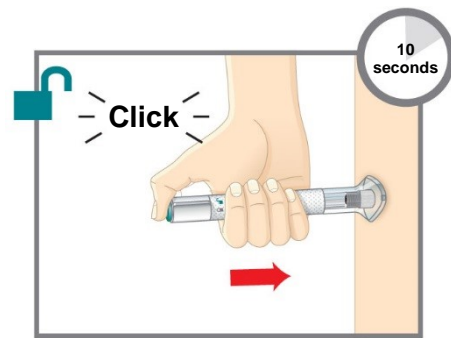
- Place and hold the clear base flat and firmly against your skin.

 Turn the lock ring to the **unlock** position.



### 3 Press and Hold

- Press and hold the teal injection button; you will hear a loud click.
- **Keep holding the clear base firmly against your skin.** You will hear a second click in about 5 to 10 seconds after the first one. This second click tells you that your injection is complete.
- Remove the pen from your skin.



**You will know your injection is complete when you can see the gray plunger.**

### After You Inject Your Medicine

#### Dispose of the pen

DO NOT put the base cap back on. Dispose of the pen in a sharps disposal container or as directed by your doctor, pharmacist or nurse.



#### When you dispose of the pen and the sharps disposal container:

- Do not recycle the filled sharps container.
- Ask your doctor, pharmacist or nurse about how to dispose of medicines you no longer use.

### Commonly Asked Questions

- Q. What if I see air bubbles in my pen?**
- A.** It is normal to have air bubbles in the pen. Emgality is injected under your skin (subcutaneous injection).
- Q. What if there is a drop of liquid on the tip of the needle when I remove the base cap?**
- A.** It is okay to see a drop of liquid on the tip of the needle.
- Q. What if I unlocked the pen and pressed the teal injection button before I twisted off the base cap?**
- A.** Do not remove the base cap. Dispose of the pen and get a new one.

**Q. Do I need to hold the injection button down until the injection is complete?**

**A.** This is not necessary, but it may help you keep the pen steady and firm against your skin.

**Q. What if the needle did not retract after my injection?**

**A.** Do not touch the needle or replace the base cap. Store in a safe place to avoid an accidental needlestick. Contact your doctor, pharmacist or nurse for instructions on how to return the pen.

**Q. What if there is a drop of liquid or blood on my skin after my injection?**

**A.** This is normal. Press a cotton ball or gauze over the injection site. Do not rub the injection site.

**Q. What if I hear more than 2 clicks during my injection – 2 loud clicks and a soft one. Did I get my complete injection?**

**A.** Some patients may hear a soft click right before the second loud click. That is the normal operation of the pen. Do not remove the pen from your skin until you hear the second loud click.

**Q. How can I tell if my injection is complete?**

**A.** After you press the teal injection button, you will hear 2 loud clicks. The second click tells you that your injection is complete. You will also see the gray plunger at the top of the clear base.

**Read the full Package Leaflet for Emgality inside this box to learn more about your medicine.**

**License holder:** Eli Lilly Israel Ltd., 4 HaSheizaf St., P.O.Box 4246, Ra'anana 4366411

**Manufacturer:** Eli Lilly & Company Ltd., Indianapolis, IN, USA

Revised in June 2020.